



Stonebridge II Maintenance Corporation
Balance Sheet
1/31/2021

Assets

Operating

10100 - Operating - Popular Checking 8896 \$26,151.12

Operating Total \$26,151.12

Accounts Receivable

13000 - Accounts Receivable \$16,616.45

Accounts Receivable Total \$16,616.45

Assets Total \$42,767.57

Liabilities and Equity

Accounts Payable

23000 - Pre-Paid Assessments \$3,223.01

Accounts Payable Total \$3,223.01

Retained Earnings \$55,974.13

Net Income (\$16,429.57)

Liabilities & Equity Total \$42,767.57



Stonebridge II Maintenance Corporation
Budget Comparison Report
1/1/2021 - 1/31/2021

	1/1/2021 - 1/31/2021				1/1/2021 - 1/31/2021				
	Actual	Budget	Variance	Percent	Actual	Budget	Variance	Percent	Annual Budget
Income									
<u>Assessment</u>									
40000 - Assessments	\$16,447.57	\$16,447.42	\$0.15	0.00%	\$16,447.57	\$16,447.42	\$0.15	0.00%	\$197,369.00
<u>Total Assessment</u>	\$16,447.57	\$16,447.42	\$0.15	0.00%	\$16,447.57	\$16,447.42	\$0.15	0.00%	\$197,369.00
<u>Other Income</u>									
40300 - Operating Interest	\$0.52	\$0.50	\$0.02	4.00%	\$0.52	\$0.50	\$0.02	4.00%	\$6.00
<u>Total Other Income</u>	\$0.52	\$0.50	\$0.02	4.00%	\$0.52	\$0.50	\$0.02	4.00%	\$6.00
Total Income	\$16,448.09	\$16,447.92	\$0.17	0.00%	\$16,448.09	\$16,447.92	\$0.17	0.00%	\$197,375.00
Expense									
<u>1 Structural, Common Area, Landscape, Utilities</u>									
50000 - Repair & Maintenance	\$13,525.35	\$1,250.00	(\$12,275.35)	(982.03%)	\$13,525.35	\$1,250.00	(\$12,275.35)	(982.03%)	\$15,000.00
50100 - Pool	\$481.00	\$396.00	(\$85.00)	(21.46%)	\$481.00	\$396.00	(\$85.00)	(21.46%)	\$4,752.00
50190 - Pool Extras	\$0.00	\$41.67	\$41.67	100.00%	\$0.00	\$41.67	\$41.67	100.00%	\$500.00
50300 - Janitorial	\$330.00	\$130.00	(\$200.00)	(153.85%)	\$330.00	\$130.00	(\$200.00)	(153.85%)	\$1,560.00
50390 - Janitorial Extras	\$0.00	\$31.67	\$31.67	100.00%	\$0.00	\$31.67	\$31.67	100.00%	\$380.00
50400 - Pest Control	\$80.00	\$0.00	(\$80.00)	(100.00%)	\$80.00	\$0.00	(\$80.00)	(100.00%)	\$0.00
51000 - Landscape	\$1,825.00	\$2,083.33	\$258.33	12.40%	\$1,825.00	\$2,083.33	\$258.33	12.40%	\$25,000.00
59000 - Gas & Electric	\$3,719.90	\$1,350.00	(\$2,369.90)	(175.55%)	\$3,719.90	\$1,350.00	(\$2,369.90)	(175.55%)	\$16,200.00
59300 - Trash	\$3,098.34	\$1,152.08	(\$1,946.26)	(168.93%)	\$3,098.34	\$1,152.08	(\$1,946.26)	(168.93%)	\$13,825.00
59400 - Water & Sewer	\$5,463.68	\$1,500.00	(\$3,963.68)	(264.25%)	\$5,463.68	\$1,500.00	(\$3,963.68)	(264.25%)	\$18,000.00
59450 - Sewer	\$0.00	\$1,558.33	\$1,558.33	100.00%	\$0.00	\$1,558.33	\$1,558.33	100.00%	\$18,700.00
<u>Total 1 Structural, Common Area, Landscape, Utilities</u>	\$28,523.27	\$9,493.08	(\$19,030.19)	(200.46%)	\$28,523.27	\$9,493.08	(\$19,030.19)	(200.46%)	\$113,917.00
<u>5 Professional & Admin Services</u>									
90100 - Legal & Professional	\$0.00	\$166.67	\$166.67	100.00%	\$0.00	\$166.67	\$166.67	100.00%	\$2,000.00
90200 - Management Fees	\$1,530.00	\$1,280.00	(\$250.00)	(19.53%)	\$1,530.00	\$1,280.00	(\$250.00)	(19.53%)	\$15,360.00
90400 - Insurance	\$2,637.82	\$1,859.00	(\$778.82)	(41.89%)	\$2,637.82	\$1,859.00	(\$778.82)	(41.89%)	\$22,308.00
90900 - Office Expenses & Misc	\$24.05	\$89.17	\$65.12	73.03%	\$24.05	\$89.17	\$65.12	73.03%	\$1,070.00
90901 - Printing & Supplies	\$17.39	\$0.00	(\$17.39)	(100.00%)	\$17.39	\$0.00	(\$17.39)	(100.00%)	\$0.00
90903 - Postage	\$22.58	\$0.00	(\$22.58)	(100.00%)	\$22.58	\$0.00	(\$22.58)	(100.00%)	\$0.00
90940 - Income Tax - Federal & State	\$122.55	\$22.50	(\$100.05)	(444.67%)	\$122.55	\$22.50	(\$100.05)	(444.67%)	\$270.00
<u>Total 5 Professional & Admin Services</u>	\$4,354.39	\$3,417.34	(\$937.05)	(27.42%)	\$4,354.39	\$3,417.34	(\$937.05)	(27.42%)	\$41,008.00
Total Expense	\$32,877.66	\$12,910.42	(\$19,967.24)	(154.66%)	\$32,877.66	\$12,910.42	(\$19,967.24)	(154.66%)	\$154,925.00
Operating Net Income	(\$16,429.57)	\$3,537.50	(\$19,967.07)	(564.44%)	(\$16,429.57)	\$3,537.50	(\$19,967.07)	(564.44%)	\$42,450.00
Net Income	(\$16,429.57)	\$3,537.50	(\$19,967.07)	(564.44%)	(\$16,429.57)	\$3,537.50	(\$19,967.07)	(564.44%)	\$42,450.00



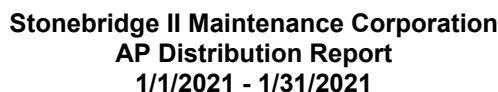
Stonebridge II Maintenance Corporation
Accounts Receivable Aging Report
Period Through: 1/31/2021

Unit	Account Number	Account	Total Due	Current	30 Days	60 Days	90 Days
25	104800250	Primary	\$6,967.01		\$434.23	\$434.23	\$6,098.55
3	104800230	Primary	\$3,037.15		\$405.68	\$405.68	\$2,225.79
39	* 104800390	Primary	\$1,582.14			\$121.70	\$1,460.44
27	* 104800270	Primary	\$892.50			\$81.14	\$811.36
15	104800150	Primary	\$881.54		\$405.68	\$252.49	\$223.37
14	104800410	Primary	\$805.68		\$405.68	\$400.00	
38	104800380	Primary	\$701.92		\$405.68	\$296.24	
26	104800260	Primary	\$656.36		\$405.68	\$210.11	\$40.57
3	* 104800030	Primary	\$486.82				\$486.82
16	104800160	Primary	\$434.23		\$434.23		
39	104800391	Primary	\$162.28		\$162.28		
2	104800020	Primary	\$8.82		\$8.82		
Totals:			\$16,616.45	\$0.00	\$3,067.96	\$2,201.59	\$11,346.90
Counts:			12	0	9	8	7
Assessment:			\$14,904.74	\$0.00	\$3,067.96	\$1,847.93	\$9,988.85
Late Fee:			\$1,711.71	\$0.00	\$0.00	\$353.66	\$1,358.05
			\$16,616.45	\$0.00	\$3,067.96	\$2,201.59	\$11,346.90



Stonebridge II Maintenance Corporation
Prepaid Report
Period Through: 1/31/2021

Unit	Account Number	Homeowner	Address	Balance
4	104800040	Sergio G Carrizosa	1434 Hilltop Drive	\$100.40
10	104800100	Arcelia Jimenez	1434 Hilltop Drive	\$81.14
12	104800120	David L. & Emma E. Lopez	1434 Hilltop Drive	\$0.25
13	104800130	David Alexander Jentz	1434 Hilltop Drive	\$405.68
18	* 104800180	Andrew A Tessitore	1434 Hilltop Drive	\$98.61
21	104800210	Efren Landino	1434 Hilltop Drive	\$1,290.04
27	104800272	Jolene Grothe	1434 Hilltop Drive	\$811.38
30	104800300	Kelsi Brakel	1434 Hilltop Drive	\$434.23
31	104800310	Liliana Lopez	1434 Hilltop Drive	\$1.28
Totals:				\$3,223.01



Account	Posting Date	Check Date	Payee	Description	Invoice #	Check #	Amount
50000 - Repair & Maintenance							
	1/4/2021	1/4/2021	Jose Mendoza	J-1182 Repair rain damage		5175	\$950.00
	1/4/2021	1/4/2021	Jose Mendoza	J-1177 Reapir laundry door		5176	\$375.00
	1/5/2021	1/5/2021		Reim. 796 Chk# 5779 Deposit		5177	\$4,196.00
	1/6/2021	1/6/2021	M&L Professional Service, Inc.	J1180 Sprinkler Leak		5184	\$175.00
	1/13/2021	1/13/2021	M&L Professional Service, Inc.	J-1185 Disposal not working	99177	5189	\$278.50
	1/13/2021	1/13/2021	Marcos Ortiz	J-1183 Leak Club Room		5190	\$1,800.00
	1/13/2021	1/13/2021	M&L Professional Service, Inc.	J-1167 Emergency Leak	98994	5189	\$295.00
	1/13/2021	1/13/2021	M&L Professional Service, Inc.	J-1171 Leak recirc Line	99160	5189	\$1,350.00
	1/13/2021	1/13/2021	M&L Professional Service, Inc.	J-1170 Toilet Leak U14	99169	5189	\$205.85
	1/20/2021	1/20/2021	Robert Ortiz	J1175 Electrical Work	00001	5193	\$3,900.00
Total 50000 - Repair & Maintenance:							\$13,525.35
50100 - Pool							
	1/6/2021	1/6/2021	Aquaphoria Pool & Spa Services LLC	01/21 SVC		5185	\$481.00
Total 50100 - Pool:							\$481.00
50300 - Janitorial							
	1/6/2021	1/6/2021	Shellie Dalley	12/20 SVC		5179	\$165.00
	1/20/2021	1/20/2021	Shellie Dailey	SVC 01/21	128	5194	\$165.00
Total 50300 - Janitorial:							\$330.00
50400 - Pest Control							
	1/6/2021	1/6/2021	Lloyd Pest Control Co., Inc.	12/20 SVC		5180	\$80.00
Total 50400 - Pest Control:							\$80.00
51000 - Landscape							
	1/6/2021	1/6/2021	Tamco Builders, Inc.	01/21 SVC		5178	\$1,825.00
Total 51000 - Landscape:							\$1,825.00
59000 - Gas & Electric							
	1/25/2021	1/25/2021	San Diego Gas & Electric	ACCT#8296 338 431 2		5196	\$85.27
	1/25/2021	1/25/2021	San Diego Gas & Electric	ACCT#8296 336 167 3		5196	\$372.41
	1/25/2021	1/25/2021	San Diego Gas & Electric	ACCT#8296 342 220 3		5196	\$3,262.22
Total 59000 - Gas & Electric:							\$3,719.90
59300 - Trash							
	1/13/2021	1/13/2021	MARCOS ORTIZ	J-1186 Dispose Trash		5187	\$300.00
	1/13/2021	1/13/2021	Republic Services	12/20 - 01/21 Service		5188	\$2,798.34
Total 59300 - Trash:							\$3,098.34
59400 - Water & Sewer							
	1/7/2021	1/7/2021	Sweetwater Authority	01/21 SVC		5186	\$2,690.32
	1/7/2021	1/7/2021	Sweetwater Authority	01/21 SVC		5186	\$2,773.36
Total 59400 - Water & Sewer:							\$5,463.68
90200 - Management Fees							
	1/4/2021	1/4/2021	CEOSD.NET	01/21 Mgmt Fee		5174	\$1,530.00
Total 90200 - Management Fees:							\$1,530.00
90400 - Insurance							
	1/6/2021	1/6/2021	Farmers Insurance	01/21 SVC		5183	\$807.33
	1/21/2021	1/21/2021	Allstate Insurance Company	01/21 SVC		0	\$1,830.49
Total 90400 - Insurance:							\$2,637.82
90900 - Office Expenses & Misc							
	1/4/2021	1/4/2021	CEOSD.NET	01/21 Supplies		5174	\$17.55
	1/4/2021	1/4/2021	CEOSD.NET	01/21 Website Hosting		5174	\$5.00
	1/4/2021	1/4/2021	CEOSD.NET	01/21 Domain		5174	\$1.50
Total 90900 - Office Expenses & Misc:							\$24.05
90901 - Printing & Supplies							
	1/4/2021	1/4/2021	CEOSD.NET	12/20 Printing		5174	\$17.39
Total 90901 - Printing & Supplies:							\$17.39
90903 - Postage							
	1/4/2021	1/4/2021	CEOSD.NET	12/20 Postage		5174	\$22.58
Total 90903 - Postage:							\$22.58



Stonebridge II Maintenance Corporation
AP Distribution Report
1/1/2021 - 1/31/2021

Account	Posting Date	Check Date	Payee	Description	Invoice #	Check #	Amount
90940 - Income Tax - Federal & State							
	1/13/2021	1/13/2021	Franchise Tax Board	Taxes	9288951201120	5191	\$122.55
Total 90940 - Income Tax - Federal & State:							\$122.55

Grand Total: \$32,877.66

STONEBRIDGE II

Log for Job 839-1182
as of 01/04/21 at 09:51

Job Name: Drywall Repair rain damage

Status: referred to Jose Mendoza

Job Date: 28 December 20, Monday

12/28/20: Received a call rain came through the roof causing water damage in the ceiling and one of the side walls. Management will have Jose Mendoza our handyman repair and replace the drywall and repair any other damage.
01/04/21: Jose Mendoza went to the property and found that most of the ceiling needed to be replaced as well as half the north side wall. Jose removed all drywall that needed to be replaced and disposed of it. Went to home depot to buy materials. drywall, paint, joint compound. replaced all missing areas of the wall with new 5/8 drywall. mud, sanded and painted to match existing color of the unit. Job took 3 days to complete. Everything is repaired and complete. \$950.00 . rc

Stonebridge II Maintenance Corporation
855-669-2103
PO Box 34398 - 839
San Diego, CA 92163-4398

Banca Popular North America
7900 Miami Lakes Dr. West
Miami Lakes, FL 33093
46-54

005175

January 04, 2021

PAY TO THE
ORDER OF

JOSE MENDOZA

\$950.00

NINE HUNDRED FIFTY AND 00/100 ***** DOLLARS

Jose Mendoza

MEMO: Invoice#

COPY

STONEBRIDGE II

Log for Job 839-1177
as of 01/04/21 at 09:58

Job Name: Broken Laundry room door

Status: referred to Jose Mendoza

Job Date: 21 December 20, Monday

12/21/20: The Board informed me laundry room door was broken. Management called out Jose Mendoza handyman to fix the door. -rc
12/24/20: Jose Mendoza replaced 2x4 in the door frame from being unusable. bought a new deadbolt strike plate, bought new trim for the door since the other was destroyed. repaired the door, checked for proper operation and everything works good again.
\$375.00. -rc

Stonebridge II Maintenance Corporation
855-669-2103
PO Box 34398 - 839
San Diego, CA 92163-4398

Banca Popular North America
7900 Miami Lakes Dr. West
Miami Lakes, FL 33093
46-54

005176

January 04, 2021

PAY TO THE
ORDER OF

JOSE MENDOZA

\$375.00

THREE HUNDRED SEVENTY FIVE AND 00/100 ***** DOLLARS

Jose Mendoza

MEMO: Invoice#

COPY

Folio 15637

Company No. 796

SYMPHONY TERRACE

C A S H R E C E I P T S J O U R N A L

-- General Journal --

	G/L-Acct	Description	Check	Contra	Folio	Amount
12/14	101	Deposit		754	15637	4196.00
12/14	754	J4278 702-5th Flr Hall		101	15637	-4196.00
Total to G/L						<hr/> \$0.00

this journal prepared 12/14/20 by lp _____

THE FACE OF THIS DOCUMENT HAS A COLORED BACKGROUND ON WHITE PAPER

INTERINSURANCE EXCHANGE OF THE AUTOMOBILE CLUB
P O Box 25001, Santa Ana, CA 92799-5001

Bank of America

90-4182

1211 CA

12/09/2020

No. 0006175779

Pay Four Thousand One Hundred Ninety-Six Dollars And Zero
Cents*****

\$

****4,196.00

TO THE
ORDER OF

SYMPHONY TERRACE HOA

P O BOX 34398-796
SAN DIEGO CA 92163

Memo

Type: CLAIM CHECK Office: CA - LIABILITY PD
Insured: HIROSHI NISHIZAKI
Claimant: SYMPHONY TERRACE HOA
Claim Number: 014414411 Date of Occurrence: 10/06/20 Coverage Type: PLIA



AUTHORIZED SIGNATURE

CASH CHECK PROMPTLY VOID AFTER 6 MONTHS

⑈0006175779⑈ ⑆121141822⑆ 7313228329⑈

Details on Back



Security Features Included.

Stonebridge II Maintenance Corporation
855-669-2103
PO Box 34398 - 839
San Diego, CA 92163-4398

Banca Popular North America
7900 Miami Lakes Dr. West
Miami Lakes, FL 33093
46-54

005177

January 05, 2021

PAY TO THE
ORDER OF

SYMPHONY TERRACE

\$4,196.00

FOUR THOUSAND ONE HUNDRED NINETEEN AND 00/100 ***** DOLLARS

Symphony Terrace
P.O. Box 34398 - 796
San Diego , CA 92163

MEMO: Invoice#

COPY



M&L PROFESSIONAL SERVICE, INC.
7667 NORTH AVE
LEMON GROVE, CA 91945
(619)469-1604
contactus@mlproclean.com
http://www.mlproclean.com

Invoice

STONEBRIDGE II HOA c/o CEOSD -
839
1434 HILLTOP DRIVE
CHULA VISTA, CA 91911

STONEBRIDGE II HOA c/o CEOSD -
839
1434 HILLTOP DRIVE
EXTERIOR

INVOICE #	DATE	AMOUNT DUE	DUE DATE	ENCLOSURE
98916	12/02/2020	\$175.00	01/01/2021	

SHIP DATE
11/25/2020

DATE	DESCRIPTION	QUANTITY	PRICE	AMOUNT
11/25/2020	1434 HILLTOP DRIVE EXTERIOR CALL ON LEAKING SPRINKLER WATER LINE LOCATED NEXT TO THE SECOND DUMPSTER. INSPECTION FOUND LEAK ON PVC ELBOW. ALL SPRINKLER HEADS CAPPED OF. CRACKED ELBOW REPLACED WITH SHORT NIPPLE CAP. ALL LABOR AND MATERIAL INCLUDED.	1	175.00	175.00

J-1180
m

1434 HILLTOP DRIVE
EXTERIOR

BALANCE DUE

\$175.00

Thank you, sincerest thanks for your valued business.

contactus@mlproclean.com

Stonebridge II Maintenance Corporation
855-669-2103
PO Box 34398 - 839
San Diego, CA 92163-4398

Banca Popular North America
7900 Miami Lakes Dr. West
Miami Lakes, FL 33093
46-5

005184

January 06, 2021

PAY TO THE
ORDER OF

M&L PROFESSIONAL SERVICE, INC.

\$175.00

ONE HUNDRED SEVENTY FIVE AND 00/100 ***** DOLLARS

M&L Professional Service, Inc.
7667 North Avenue
Lemon Grove, CA 91945



M&L PROFESSIONAL SERVICE, INC.
7667 NORTH AVE
LEMON GROVE, CA 91945
(619)469-1604
contactus@mlproclean.com
http://www.mlproclean.com

Invoice

STONEBRIDGE II HOA c/o CEOSD -
839
1434 HILLTOP DRIVE
CHULA VISTA, CA 91911

STONEBRIDGE II HOA c/o CEOSD -
839
1434 HILLTOP DRIVE
GAS LEAK

98994 12/10/2020 \$295.00 01/09/2021

SHIP DATE
12/03/2020

12/03/2020	1434 HILLTOP DRIVE	1	295.00	295.00
------------	--------------------	---	--------	--------

EMERGENCY RESPONSE
GAS LEAK
GAS TURNED OFF BY SDGE.
REPLACED SECTION OF DAMAGED
PIPE INCLUDING FITTINGS.
CHECKED FOR ADDITIONAL GAS
LEAKS. ALL OK. NO ADDITIONAL GAS
LEAKS FOUND.
ALL LABOR AND MATERIAL
INCLUDED.

1434 HILLTOP DRIVE
GAS LEAK

BALANCE DUE

\$295.00

J-1167
m

Thank you, sincerest thanks for your valued business.

contactus@mlproclean.com



M&L PROFESSIONAL SERVICE, INC.
7667 NORTH AVE
LEMON GROVE, CA 91945
(619)469-1604
contactus@mlproclean.com
http://www.mlproclean.com

Invoice

STONEBRIDGE II HOA c/o CEOSD -
839
1434 HILLTOP DRIVE
CHULA VISTA, CA 91911

STONEBRIDGE II HOA c/o CEOSD -
839
1434 HILLTOP DRIVE
UNIT#: 12

99169 01/07/2021 \$205.85

02/06/2021

SHIP DATE
12/26/2020

P.O. NUMBER
839-1179

12/26/2020	1434 HILLTOP DRIVE UNIT#: 12 CALL ON TOILET LEAKING. INSPECTION FOUND LEAKING ANGLE STOP. ANGLE STOP REPLACED WITH NEW ELIMINATING LEAK.	1.50	125.00	187.50
12/26/2020	ANGLE STOP	1	18.35	18.35
12		BALANCE DUE		\$205.85

Thank you, sincerest thanks for your valued business.

contactus@mlproclean.com



M&L PROFESSIONAL SERVICE, INC.
7667 NORTH AVE
LEMON GROVE, CA 91945
(619)469-1604
contactus@mlproclean.com
http://www.mlproclean.com

Invoice

STONEBRIDGE II HOA c/o CEOSD -
839
1434 HILLTOP DRIVE
CHULA VISTA, CA 91911

STONEBRIDGE II HOA c/o CEOSD -
839
1434 HILLTOP DRIVE
UNIT#: 14

INVOICE #	DATE	AMOUNT	DUE DATE	AMOUNT DUE
99177	01/08/2021	\$278.50	02/07/2021	
SHIP DATE 12/28/2020				
12/28/2020	1434 HILLTOP DRIVE UNIT#: 14 CALL ON A DISPOSAL NOT WORKING. NEW DISPOSAL INSTALLED INCLUDING GASKET FOR DRAIN. ALSO RE-ATTACHED DISHWASHER HOSE TO GARBAGE DISPOSAL.	2	65.00	130.00
12/28/2020	GARBAGE DISPOSAL	1	138.00	138.00
12/28/2020	GASKET	1	10.50	10.50
14			BALANCE DUE	\$278.50

J-1185

Charge unit owner \$278.50
on statement

m

Thank you, sincerest thanks for your valued business.

contactus@mlproclean.com



M&L PROFESSIONAL SERVICE, INC.
7667 NORTH AVE
LEMON GROVE, CA 91945
(619)469-1604
contactus@mlproclean.com
http://www.mlproclean.com

Invoice

STONEBRIDGE II HOA c/o CEOSD -
839
1434 HILLTOP DRIVE
CHULA VISTA, CA 91911

STONEBRIDGE II HOA c/o CEOSD -
839
1434 HILLTOP DRIVE
WATER HEATER

INVOICE #	DATE	AMOUNT	DATE
99160	01/07/2021	\$1,350.00	02/06/2021

SHIP DATE
12/24/2021

DATE	DESCRIPTION	QTY	UNIT PRICE	TOTAL
12/24/2021	1434 HILLTOP DRIVE WATER HEATER CALL ON WATER HEATER CIRCULATION LEAKING. INSPECTION FOUND UNDERGROUND LEAK. DUGGED UP AREA IN ORDER TO REACH LEAK. LEAK FOUND ON 3/4 RECIRCULATION LINE. REPAIRED 2 2 1/2 FT OF 3/4 IN COPPER LINE RUNNING FROM OUTER WALL OF WATER HEATER ROOM FROM BALL VALVE TO COUPLING UNDER GROUND.	1	1,350.00	1,350.00

ALL LABOR AND MATERIAL
INCLUDED

NOTE:
INSPECTED PIPING THAT IS EXPOSED.
IN BAD SHAPE.

1434 HILLTOP DRIVE
WATER HEATER

BALANCE DUE

\$1,350.00

J-1171
m

Thank you, sincerest thanks for your valued business.

contactus@mlproclean.com

Stonebridge II Maintenance Corporation
855-669-2103
PO Box 34398 - 839
San Diego, CA 92163-4398

Banca Popular North America
7900 Miami Lakes Dr. West
Miami Lakes, FL 33093
46-54

005189

January 13, 2021

PAY TO THE
ORDER OF

M&L PROFESSIONAL SERVICE, INC.

\$2,129.35

TWO THOUSAND ONE HUNDRED TWENTY NINE AND 35/100 ***** DOLLARS

M&L Professional Service, Inc.
7667 North Avenue
Lemon Grove, CA 91945

MEMO: Invoice # 98994; 99160; 99161; 99177

Click here to enter text.

Date: 01/04/21
Invoice # 105

Marcos Ortiz
316 Corte Nacion
Chula Vista, CA 91910

TO ATTN: Ruben Coss, Association Manager
Stonebridge II
P.O. Box 34398 - 839
San Diego, CA 92163
855-669-2103 ext. 839

JOB	PAYMENT TERMS	DUE DATE
Club Room Leak	10 Days	12/26/20

QTY	DESCRIPTION	UNIT PRICE	LINE TOTAL
	Leak in club room ceiling Cut 4x6 hole in ceiling to see where leak is coming from. Leak coming from roof Tore out old wore out roof where leak was coming from Installed new flashing and roof shingles to match existing roof. Dried out wet area for two days. Replaced 2x4. After ceiling was dried out, removed wet, destroyed drywall, replaced with new, matched to existing paint color, painted ceiling to match.		\$1800.00
SUBTOTAL			\$1800.00
SALES TAX			\$0.00
TOTAL			\$1800.00

Make all checks payable to Tony Parra

STONEBRIDGE II

Log for Job 839-1183
as of 01/12/21 at 11:03

Job Name: Leak in Club Room

Status: Referred to Marcos ortiz

Job Date: 4 January 21, Monday

01/04/21: Management was on site when discovered a leak coming from the roof in the club room. Management will have a vendor come look at it. -rc
01/05/21: Vendor came out and took a look. cut a hole in ceiling of club room. Found out there was a leak in the roof. Marcos will repair the hole in the roof and put fans to dry out the ceiling area before repair gets done. -rc
01/06/21: Marcos Ortiz came back and installed similar color of roof shingles, repaired the flashing in the area where it was leaking, removed old roof, replaced wet pieces of wood with new, replaced are with new roofing. everything is good now. -rc
01/07/21: after ceiling was dried and roof was repaired Marcos went to club room and replaced old drywall and replaced with new. bought painting supplies from home depot. matched paint to ceiling. painted ceiling to match. everything lokos good and repaired. \$1800.00 -rc

J-1183
me

Stonebridge II Maintenance Corporation
855-669-2103
PO Box 34398 - 839
San Diego, CA 92163-4398

Banca Popular North America
7900 Miami Lakes Dr. West
Miami Lakes, FL 33093
46-54

005190

January 13, 2021

PAY TO THE
ORDER OF

MARCOS ORTIZ

\$1,800.00

ONE THOUSAND EIGHT HUNDRED AND 00/100 ***** DOLLARS

Marcos Ortiz
316 Corte Nacion
Chula Vista, CA 91910

STONEBRIDGE II

Log for Job 839-1186
as of 01/12/21 at 13:59

Job Name: Trash overflowing

Status: Referred to Marcos Ortiz

Job Date: 28 December 20, Monday

12/28/20: Received an email and pictures of over flowing trash bins. Management will have a trash hauler clean the area. -rc
12/29/20: Marcos Ortiz Cleaned up the over flowing issue and hauled it to the dump. \$300.00 -rc



STONEBRIDGE II

Log for Job 839-1186
as of 01/12/21 at 13:59

Job Name: Trash overflowing

Status: Referred to Marcos Ortiz

Job Date: 28 December 20, Monday

12/28/20: Received an email and pictures of over flowing trash bins. Management will have a trash hauler clean the area. -rc
12/29/20: Marcos Ortiz Cleaned up the over flowing issue and hauled it to the dump. \$300.00 -rc



Stonebridge II Maintenance Corporation
855-669-2103
PO Box 34398 - 839
San Diego, CA 92163-4398

Banca Popular North America
7900 Miami Lakes Dr. West
Miami Lakes, FL 33093
46-54

005193

January 20, 2021

PAY TO THE
ORDER OF

ROBERT ORTIZ

\$3,900.00

THREE THOUSAND NINE HUNDRED AND 00/100 ***** DOLLARS

Robert Ortiz
3245 University Avenue
San Diego, CA 92104

MEMO: Invoice# 00001

COPY



INVOICE #233

ISSUED:

Dec 31, 2020

DUE:

Jan 30, 2021

RECIPIENT:

Stonebridge II H.O.A. and ceosd.net

P.O. Box 34398-839
San Diego, Ca 92163-4398

SENDER:

Aquaphoria Pool and Spa Services LLC

1555 Northrim Court
Unit 273
San Diego, California 92111

SERVICE ADDRESS:

1424 Hilltop Dr
Chula Vista, Ca 91911

Phone: (619) 268-1132

Email: aquaphoriasd@gmail.com

For Pool Services Rendered in December 2020 at 1424 Hilltop Dr.

PRODUCT / SERVICE	DESCRIPTION	QTY.	UNIT COST	TOTAL
Regular Pool Maintenance	Water tested, chemicals adjusted, walls/steps/benches brushed, debris netted out, baskets emptied, vacuumed as needed. Filters scheduled for cleaning every 4 months.	1	\$275.00	\$275.00
Chemicals	Per bottle	24	\$4.00	\$96.00
Filter Cleaning	Spa or pool filter cleaning	1	\$110.00	\$110.00

Total **\$481.00**

Account balance **\$481.00**

Happy New Year!

Thank you for your business. Please contact us with any questions regarding this invoice.

Stonebridge II Maintenance Corporation
855-669-2103
PO Box 34398 - 839
San Diego, CA 92163-4398

Banca Popular North America
7900 Miami Lakes Dr. West
Miami Lakes, FL 33093
46-5

005185

January 06, 2021

PAY TO THE
ORDER OF

AQUAPHORIA POOL & SPA SERVICES LLC

\$481.00

FOUR HUNDRED EIGHTY ONE AND 00/100 ***** DOLLARS

Aquaphoria Pool & Spa Services LLC
1555 Northrim Court
San Diego, CA 92111

**YOUR LOGO
HERE**

Date: 12/15/2020
Invoice # 127

[Shellie Dailey
1434 Hilltop Dr. Unit 34
Chula Vista, CA 91911
619-206-8956
619-452-0875
Dailey-s@sbcglobal.net

TO CEOSD
[Stonebridge II
[P.O. Box 34398 - 839
[San Diego, CA 92163
[855-669-2103 ext. 839

SALESPERSON	JOB	PAYMENT TERMS	DUE DATE
Shellie Dailey	Cleaning of Club Room, Bathroom, Pool Area and Hallways	Within the Month	Within the Month

QTY	DESCRIPTION	UNIT PRICE	LINE TOTAL
1	Cleaning Pool Area	\$40	\$40.00
1	Cleaning Club Room	\$50	\$50.00
1	Cleaning Bathroom	\$25	\$25.00
1	Cleaning Hallway	\$50	\$50.00
	For the month December		
SUBTOTAL			\$165.00
SALES TAX			\$0.00
TOTAL			\$165.00

Make all checks payable to [Shellie Dailey]

Thank you for your business!

Stonebridge II Maintenance Corporation
855-669-2103
PO Box 34398 - 839
San Diego, CA 92163-4398

Banca Popular North America
7900 Miami Lakes Dr. West
Miami Lakes, FL 33093
46-5

005179

January 06, 2021

PAY TO THE
ORDER OF

SHELLIE DALLEY

\$165.00

ONE HUNDRED SIXTY FIVE AND 00/100 ***** DOLLARS

Shellie Dalley
1434 Hilltop Drive
Unit 34
Chula Vista, CA 91911

COPY

**YOUR LOGO
HERE**

Date:01/14/2021
Invoice # 128

[Shellie Dailey
1434 Hilltop Dr. Unit 34
Ocala Vista, CA 91911
619-206-8956
619-452-0875
Dailey-s@sbcglobal.net

TO CEOSD
[Stonebridge II
[P.O. Box 34398 - 839
[San Diego, CA 92163
[855-669-2103 ext. 839

SALESPERSON	JOB	PAYMENT TERMS	DUE DATE
Shellie Dailey	Cleaning of Club Room, Bathroom, Pool Area and Hallways	Within the Month	Within the Month

QTY	DESCRIPTION	UNIT PRICE	LINE TOTAL
1	Cleaning Pool Area	\$40	\$40.00
1	Cleaning Club Room	\$50	\$50.00
1	Cleaning Bathroom	\$25	\$25.00
1	Cleaning Hallway	\$50	\$50.00

For the month January

SUBTOTAL	\$165.00
SALES TAX	\$0.00
TOTAL	\$165.00

Make all checks payable to [Shellie Dailey]

Thank you for your business!

Stonebridge II Maintenance Corporation
855-669-2103
PO Box 34398 - 839
San Diego, CA 92163-4398

Banca Popular North America
7900 Miami Lakes Dr. West
Miami Lakes, FL 33093
46-54

005194

January 20, 2021

PAY TO THE
ORDER OF

SHELLIE DAILEY

\$165.00

ONE HUNDRED SIXTY FIVE AND 00/100 ***** DOLLARS

Shellie Dailey
1434 Hilltop Dr Unit 34
San Diego, CA 91911

MEMO: Invoice# 128

COPY *****

Stonebridge II Maintenance Corporation
855-669-2103
PO Box 34398 - 839
San Diego, CA 92163-4398

Banca Popular North America
7900 Miami Lakes Dr. West
Miami Lakes, FL 33093
46-5

005195

January 20, 2021

PAY TO THE
ORDER OF

SHELLIE DAILEY

\$165.00

ONE HUNDRED SIXTY FIVE AND 00/100 ***** DOLLARS

Shellie Dailey
1434 Hilltop Dr Unit 34
San Diego, CA 91911

MEMO: Invoice# 128

COPY



Lloyd Pest Control
1331 Morena Blvd #300
San Diego, CA 92110
1-800-223-2847
www.lloydpest.com

Invoice

December 21, 2020 - #7278547

Billing Location: #101773

Service Location: #101773

Invoice Total **\$80.00**

STONE BRIDGE II HOA
PO BOX 34398-839
San Diego, CA 92163-4398

STONEBRIDGE II HOA
1434-1436 Hilltop Dr
Chula Vista, CA 91911-5200

Amount Enclosed: _____

INVOICE(S) #7278547
\$80.00

Please detach and return top portion with payment

Service Address: 1434-1436 Hilltop Dr, Chula Vista, CA 91911

Current Invoice #7278547

Date	Work Order	Description	Total
12/21/2020	W7330687	Property Management Monthly Service Program	\$80.00
		Total	\$80.00

Terms: NET30

Late payments are subject to a 1.5% per month finance charge

We have a new, user-friendly scheduling and billing system. If we have your e-mail address on file, we have now sent you a message with the details of your service, and a link to your personal customer portal to view service slips and pay electronically. (If you didn't receive an e-mail from us, we don't have your correct e-address. Just drop us a note at info@lloydpest.com and request portal access. Please include your service address or account number.)



Local: 1-800-223-2847
Toll Free: 1-800-223-2847
accounting-info@lloydpest.com

www.lloydpest.com
Page 1 of 1

Stonebridge II Maintenance Corporation
855-669-2103
PO Box 34398 - 839
San Diego, CA 92163-4398

Banca Popular North America
7900 Miami Lakes Dr. West
Miami Lakes, FL 33093
46-54

005180

January 06, 2021

PAY TO THE
ORDER OF

LLOYD PEST CONTROL CO., INC.

\$80.00

EIGHTY AND 00/100 ***** DOLLARS

Lloyd Pest Control Co., Inc.
1331 Morena Blvd., Ste. 300
San Diego, CA 92110-1598

COPY

Tamco Builders, Inc.

1284 Finch Place
Chula Vista, CA 91911
US

(619)370-1365

tamcobuilders@yahoo.co

m



General Contractor-LIC #868478

INVOICE

BILL TO

Stonebridge II
CEOSD Property
Management
PO Box 34398-839
San Diego, CA 92163 4398

INVOICE # 2124

DATE 01/05/2021

DUE DATE 01/05/2021

TERMS Due on receipt

ACTIVITY

Services

For monthly landscaping service for the month of January

AMOUNT

1,825.00

Thank you for your business!

BALANCE DUE

\$1,825.00

Stonebridge II Maintenance Corporation
855-669-2103
PO Box 34398 - 839
San Diego, CA 92163-4398

Banca Popular North America
7900 Miami Lakes Dr. West
Miami Lakes, FL 33093
46-54

005178

January 06, 2021

PAY TO THE
ORDER OF

TAMCO BUILDERS, INC.

\$1,825.00

ONE THOUSAND EIGHT HUNDRED TWENTY FIVE AND 00/100 ***** DOLLARS

Tamco Builders, Inc.
1284 Finch Place
Chula Vista, CA 91911



ACCOUNT NUMBER 8296 338 431 2
SERVICE FOR
STONEBRIDGE II HOA
1434 HILLTOP DR HM
CHULA VISTA, CA 91911

DATE MAILED Jan 18, 2021
sdge.com

Page 1 of 8

Sign up to go Paperless



Sign up to go Paperless today.
Visit sdge.com/go-paperless-today

Certain medical needs may qualify you for monthly savings on your energy bill.
Apply for the Medical Baseline Allowance Program at sdge.com/medical.

Account Summary

Previous Balance			\$85.81
Payment Received	12/31/20	THANK YOU	- 85.81
Current Charges			+ 85.27
Total Amount Due			\$85.27

Summary of Current Charges

(See page 2 for details)

Billing Period	Usage	Amount(\$)
Electric - 06088586 Dec 14, 2020 - Jan 14, 2021	227 kWh	63.26
Electric - 06054077 Dec 14, 2020 - Jan 14, 2021	79 kWh	22.01
Total Charges this Month		\$85.27

Regulatory Notices

- All customers are required to pay a Competition Transition Charge as part of the charges above, including those who choose an electric service provider other than SDG&E.
- For applicable customers, the current DWR Bond Charge line item is now used for collecting for the California Wildfire Fund charge effective Oct 1, 2020. Once SDG&E has implemented its new customer information system in 2021, the line item will be renamed the Wildfire Fund. The amount collected is not impacted.

839
JAN 21 REC'D

PLEASE KEEP THIS PORTION FOR YOUR RECORDS. (FAVOR DE GUARDAR ESTA PARTE PARA SUS REGISTROS.)
PLEASE RETURN THIS PORTION WITH YOUR PAYMENT. (FAVOR DE DEVOLVER ESTA PARTE CON SU PAGO.)



Save Paper &
Postage
PAY ONLINE
sdge.com

ACCOUNT NUMBER
8296 338 431 2

SERVICE ADDRESS: 1434 HILLTOP DR HM CV 91911

6884.1.1.343 2 oz.



STONEBRIDGE II HOA
C/O CEOSD.NET
PO BOX 34398-839
SAN DIEGO CA 92163-4398

DATE DUE Feb 6, 2021

AMOUNT DUE \$85.27

Electric Usage History (Total kWh used)

Meter Number: 06054077

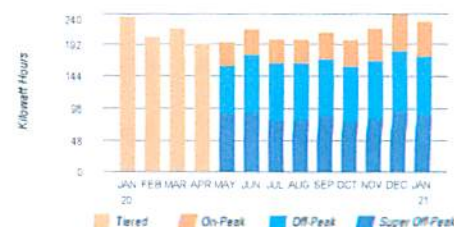


79 kWh used

2.5 Daily avg kWh
2.2 Daily avg kWh last month
21.9% Change in daily avg kWh from last year
13.6% Change in daily avg kWh from last month
.4 Max monthly demand
.4 Max annual demand
31 Days in billing cycle

Electric Usage History (Total kWh used)

Meter Number: 06088586



227 kWh used

7.3 Daily avg kWh
7.4 Daily avg kWh last month
2.8% Change in daily avg kWh from last year
1.4% Change in daily avg kWh from last month
.5 Max monthly demand
.5 Max annual demand
31 Days in billing cycle

DATE DUE Feb 6, 2021

AMOUNT DUE \$85.27

Please enter amount enclosed.



Write account number on check and make payable to San Diego Gas & Electric.

SAN DIEGO GAS & ELECTRIC
PO BOX 25111
SANTA ANA CA 92799-5111

2 2 40000829633843100000085270000008527

Detail of Current Charges

Electric Service

Rate: Time of Use - TOU-DR1-Residential

Climate Zone: Coastal

Baseline Allowance: 285 kWh

Billing Period: 12/14/20 - 1/14/21

Total Days: 31

Meter Number: 06054077

(Next scheduled read date Feb 16, 2021)

Cycle: 10

Meter Constant: 1.000

Circuit: D153

Your circuit is currently not subject to rotating outage. However, this is subject to change without notice.

Total Usage: 79 (Usage based on interval data)

ELECTRIC CHARGES

				Amount(\$)
Electricity Delivery (Details below)	79 kWh			
WINTER USAGE	On-Peak	Off-Peak	Super Off-Peak	
kWh used	21	25	33	
Rate/kWh	\$.27206	\$.27206	\$.27206	
Charge	\$5.71	+ \$6.80	+ \$8.98	= 21.49

 **Rate Change This Billing Period:**
There was a rate change on day 18 of your Billing Period. Therefore, your charges for the first 17 days were at Rate 1, and the remaining 14 days were at Rate 2.

DWR Bond Charge 79 kWh x \$.00580 .46

Electricity Generation (Details below)	79 kWh			
WINTER USAGE	On-Peak	Off-Peak	Super Off-Peak	
kWh used	21	25	33	
Rate/kWh	\$.07852	\$.06969	\$.05989	
Charge	\$1.65	+ \$1.75	+ \$1.98	= 5.38

Baseline Adjustment Credit -5.64

Total Electric Charges \$21.69

(Continued on next page)

Important Phone Numbers



1-800-411-SDGE (7343) English

1-800-311-SDGE (7343) Español

1-877-889-SDGE (7343) TTY

M-F, 7am-8pm, Sat, 7am-6pm

For emergencies and to report outages, please call 24 hours a day, 7 days a week. **1-800-611-7343**

To locate underground cables & gas pipes, please call DigAlert, Monday-Friday, 6am-7pm. **8-1-1**

To make a payment using your credit or debit card via a third party vendor, call. **1-800-386-0067**

Payment Options \$ Please visit sdge.com/residential/pay-your-bill for more ways to pay your bill.



Online Bill Pay:

Register to make a secure payment now or schedule your payment at myaccount.sdge.com, or visit your bank's website for home banking options.


Credit/Debit:

Pay by credit/debit card via third party vendor (fee applies) by visiting sdge.com/residential/pay-your-bill. Click on the Bill Matrix link or call 1-800-386-0067 to make a payment.


Mobile:

SDG&E's free app for your mobile device gives you more ways to connect with us. Visit sdge.com/mobileapps to download.


In Person:

To find the nearest location and hours of operation, visit sdge.com/locations.


Need help paying your bill?

For payment options or to make payment arrangements, visit us at sdge.com/assistance or call 1-800-411-7343.


By Mail:

Mail your check or money order, along with the payment stub at the bottom of your bill, in the enclosed envelope to SDG&E, PO Box 25111, Santa Ana, CA 92799-5111.

Detail of Current Charges - Continued

TAXES & FEES ON ELECTRIC CHARGES

		Amount (\$)
Chula Vista City Tax	79 kWh x \$.002500	.20
State Surcharge Tax	79 kWh x \$.000300	.02
State Regulatory Fee		.10

Total Taxes & Fees on Electric Charges \$.32

Total Electric Service \$22.01

Electric Service

Rate: Time of Use - TOU-DR1-Residential Climate Zone: Coastal
Baseline Allowance: 285 kWh
Billing Period: 12/14/20 - 1/14/21 Total Days: 31
Meter Number: 06088586 (Next scheduled read date Feb 16, 2021) Cycle: 10
Meter Constant: 1.000 Billing Voltage Level: Secondary
Circuit: 0153 Your circuit is currently not subject to rotating outage.
However, this is subject to change without notice.
Total Usage: 227 (Usage based on interval data)

ELECTRIC CHARGES

				Amount (\$)
Electricity Delivery (Details below)	227 kWh			
WINTER USAGE	On-Peak	Off-Peak	Super Off-Peak	
kWh used	54	86	87	
Rate/kWh	\$.27206	\$.27206	\$.27206	
Charge	\$14.69	+ \$23.40	+ \$23.67	= 61.76

DWR Bond Charge 227 kWh x \$.00580 1.32

Electricity Generation (Details below) 227 kWh

WINTER USAGE	On-Peak	Off-Peak	Super Off-Peak	
kWh used	54	86	87	
Rate/kWh	\$.07852	\$.06969	\$.05989	
Charge	\$4.24	+ \$6.00	+ \$5.21	= 15.45

DWR Revenue Adjustment - .02
Baseline Adjustment Credit -16.20

Total Electric Charges \$62.31

TAXES & FEES ON ELECTRIC CHARGES

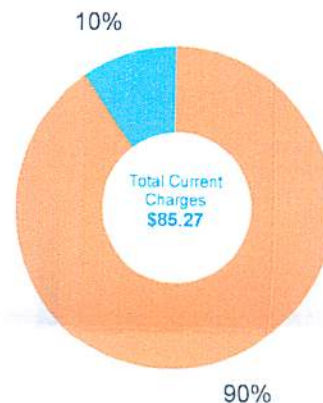
		Amount (\$)
Chula Vista City Tax	227 kWh x \$.002500	.57
Franchise Fees on Electric Energy Supplied by Others	1.30 x 1.10%	.02
State Surcharge Tax	227 kWh x \$.000300	.07
State Regulatory Fee		.29

Total Taxes & Fees on Electric Charges \$.95

Total Electric Service \$63.26

Total Current Charges \$85.27

Breakdown of Current Charges



The total current charges include the following components. Definitions for these terms are shown on page 6 of your bill.

Meter Number: 06054077
Period: 12/14 - 01/14

Electric Charges

Electricity Generation	\$5.38
Transmission	\$3.85
Distribution	\$9.04
Competition Transition Charge	\$.08
Local Generation Charge	\$.79
Total Rate Adj. Comp.	\$.74

Other Charges & Credits (Electric)

Public Purpose Programs	\$1.35
DWR Bond Charge	\$.46
Other	\$.32

Meter Number: 06088586
Period: 12/14 - 01/14

Electric Charges

Electricity Generation	\$15.45
Transmission	\$11.06
Distribution	\$25.99
Nuclear Decommissioning	\$.02
Competition Transition Charge	\$.21
Local Generation Charge	\$2.29
Total Rate Adj. Comp.	\$2.09

Other Charges & Credits (Electric)

Public Purpose Programs	\$3.90
DWR Bond Charge	\$1.32
DWR Revenue Adjustment	-\$.02
Other	\$.95

Total Current Charges \$85.27





ACCOUNT NUMBER 8296 338 431 2

DATE DUE

Feb 6, 2021

DATE MAILED Jan 18, 2021

Page 4 of 8

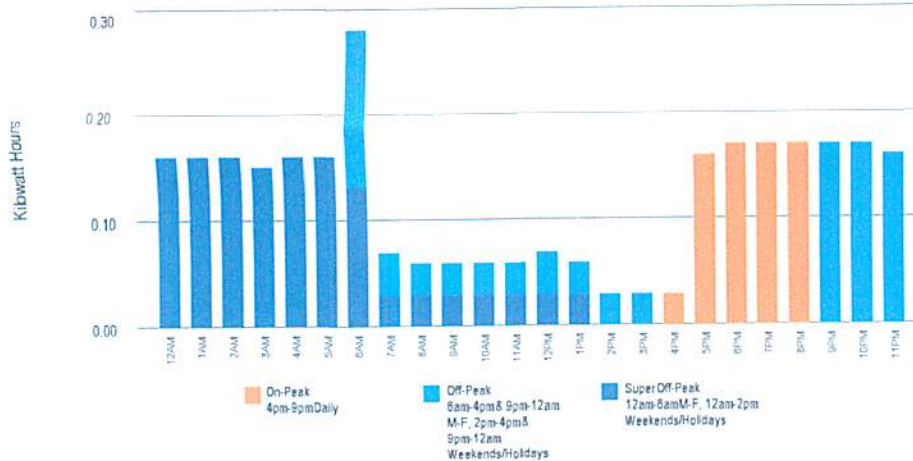
sdge.com

Your Electricity Dashboard

*Charts may not display if usage data is unavailable

Meter Number: 06054077**Period: 12/14 - 01/14**

Average Hourly Electric Usage



For each day in the billing cycle, an hourly usage is calculated by peak. At the end of the bill cycle, hourly usage is averaged and displayed on the chart by peak.

Highest Usage Hour

Highest Usage Hour this month:

0.4 kWh on January 10, 2021 from 6pm to 7pm

This is the highest amount of electricity used at a given point in time.

Meter Number: 06054077

Time of Use - Electricity

Winter	kWh	Nov 1 - Feb 28
On-Peak	21	4pm-9pm Daily
Off-Peak	25	8am-4pm & 9pm-12am M-F, 2pm-4pm & 9pm-12am Weekends/Holidays
Super Off	33	12am-6am M-F, 12am-2pm Weekends/Holidays
Total	79	

1 Year No Risk Pricing

	Time of Use TOU-DR1	Standard DR
MAY - 20	\$14.82	\$14.97
JUN - 20	\$15.47	\$16.08
JUL - 20	\$13.82	\$15.35
AUG - 20	\$13.84	\$15.61
SEP - 20	\$15.34	\$17.01
OCT - 20	\$14.50	\$15.91
NOV - 20	\$16.87	\$17.60
DEC - 20	\$19.50	\$19.57
JAN - 21	\$22.01	\$22.09
Total	\$146.17	\$154.19

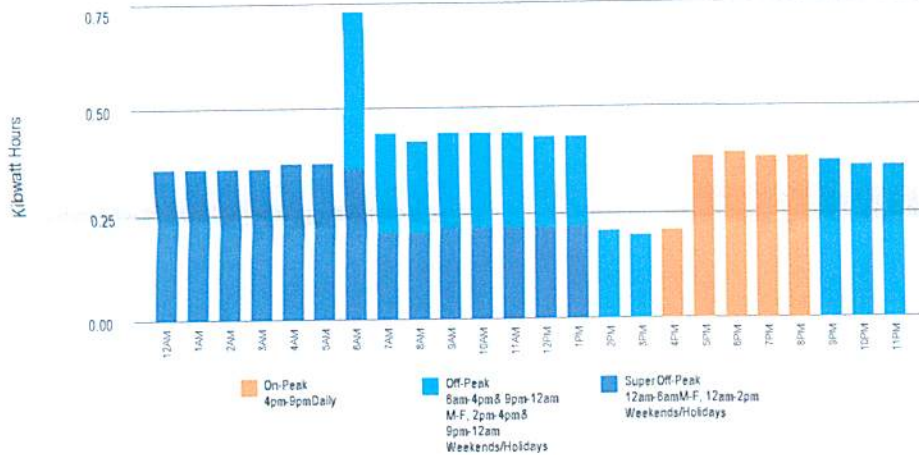
This table compares your costs for up to 12 months on Time of Use to the Standard plan for meter 6054077. At the end of the comparison, if you didn't save on Time of Use, you'll get a bill credit for the difference.

Este cuadro compara su gasto hasta por 12 meses en el plan Time of Use y en el plan Standard para el medidor 6054077. Al final de la comparación, si no ahorró con el plan Time of Use, obtendrá una bonificación en la factura por la diferencia.

Meter Number: 06088586

Period: 12/14 - 01/14

Average Hourly Electric Usage



⚡ For each day in the billing cycle, an hourly usage is calculated by peak. At the end of the bill cycle, hourly usage is averaged and displayed on the chart by peak.

Highest Usage Hour

Highest Usage Hour this month:

⚡ **0.5 kWh on December 24, 2020 from 6am to 7am**

This is the highest amount of electricity used at a given point in time.

Meter Number: 06088586

Time of Use - Electricity

Winter	kWh	Nov 1 - Feb 28
On-Peak	54	4pm-9pm Daily
Off-Peak	86	8am-4pm & 9pm-12am M-F, 2pm-4pm & 9pm-12am Weekends/Holidays
Super Off	87	12am-6am M-F, 12am-2pm Weekends/Holidays
Total	227	

1 Year No Risk Pricing

	Time of Use TOU-DR1	Standard DR
MAY - 20	\$51.69	\$52.10
JUN - 20	\$57.33	\$58.54
JUL - 20	\$52.40	\$55.50
AUG - 20	\$18.56	\$23.21
SEP - 20	\$21.83	\$26.27
OCT - 20	\$51.56	\$55.27
NOV - 20	\$58.19	\$60.39
DEC - 20	\$66.31	\$66.53
JAN - 21	\$63.26	\$63.46
Total	\$441.13	\$461.27

This table compares your costs for up to 12 months on Time of Use to the Standard plan for meter 6088586. At the end of the comparison, if you didn't save on Time of Use, you'll get a bill credit for the difference.

Este cuadro compara su gasto hasta por 12 meses en el plan Time of Use y en el plan Standard para el medidor 6088586. Al final de la comparación, si no ahorró con el plan Time of Use, obtendrá una bonificación en la factura por la diferencia.



ACCOUNT NUMBER 8296 337 167 3
SERVICE FOR
STONEBRIDGE II HOA
1434 HILLTOP DR HM
CHULA VISTA, CA 91911

DATE MAILED Jan 18, 2021
sdge.com

Page 1 of 8

Sign up to go Paperless



Sign up to go Paperless today
Visit sdge.com/go-paperless-today

Certain medical needs may qualify you for monthly savings on your energy bill.
Apply for the Medical Baseline Allowance Program at sdge.com/medical.

Account Summary

Previous Balance			\$354.83
Payment Received	12/31/20	THANK YOU	- 354.83
Current Charges			+ 372.41
Total Amount Due			\$372.41

Summary of Current Charges

(See page 2 for details)

Billing Period	Usage	Amount(\$)
Electric - 06123921 Dec 14, 2020 - Jan 14, 2021	249 kWh	69.34
Electric - 06123995 Dec 14, 2020 - Jan 14, 2021	939 kWh	303.07
Total Charges this Month		\$372.41

Regulatory Notices

- All customers are required to pay a Competition Transition Charge as part of the charges above, including those who choose an electric service provider other than SDG&E.
- For applicable customers, the current DWR Bond Charge line item is now used for collecting for the California Wildfire Fund charge effective Oct 1, 2020. Once SDG&E has implemented its new customer information system in 2021, the line item will be renamed the Wildfire Fund. The amount collected is not impacted.

839

JAN 21 REC'D

PLEASE KEEP THIS PORTION FOR YOUR RECORDS. (FAVOR DE GUARDAR ESTA PARTE PARA SUS REGISTROS.)

PLEASE RETURN THIS PORTION WITH YOUR PAYMENT. (FAVOR DE DEVOLVER ESTA PARTE CON SU PAGO.)

Save Paper &
Postage

PAY ONLINE
sdge.com

ACCOUNT NUMBER
8296 337 167 3



SERVICE ADDRESS: 1434 HILLTOP DR HM CV 91911

6884.1.1.342 2 oz.



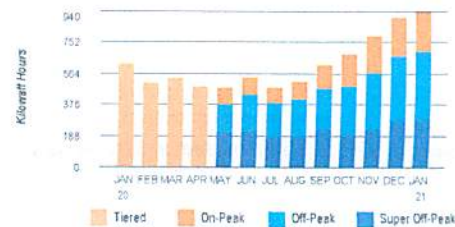
STONEBRIDGE II HOA
C/O CEOSD.NET
PO BOX 34398-839
SAN DIEGO CA 92163-9602

DATE DUE Feb 6, 2021

AMOUNT DUE \$372.41

Electric Usage History (Total kWh used)

Meter Number: 06123995



939 kWh used

30.3 Daily avg kWh

28.1 Daily avg kWh last month

61.2% ↑ Change in daily avg kWh from last year

7.8% ↑ Change in daily avg kWh from last month

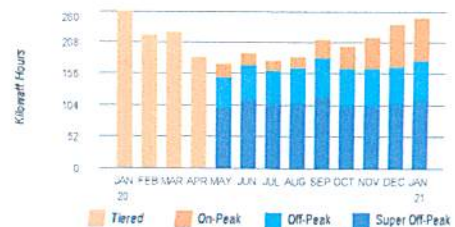
2.9 Max monthly demand

2.9 Max annual demand

31 Days in billing cycle

Electric Usage History (Total kWh used)

Meter Number: 06123921



249 kWh used

8.0 Daily avg kWh

7.4 Daily avg kWh last month

1.3% ↑ Change in daily avg kWh from last year

8.1% ↑ Change in daily avg kWh from last month

.8 Max monthly demand

.6 Max annual demand

31 Days in billing cycle

DATE DUE Feb 6, 2021

AMOUNT DUE \$372.41

Please enter amount enclosed.



Write account number on check and make
payable to San Diego Gas & Electric

SAN DIEGO GAS & ELECTRIC
PO BOX 25111
SANTA ANA CA 92799-5111

CY 10

3 2 10000829633716700000372410000037241

Detail of Current Charges

Electric Service

Rate: Time of Use - TOU-DR1-Residential Climate Zone: Coastal
 Baseline Allowance: 285 kWh
 Billing Period: 12/14/20 - 1/14/21 Total Days: 31
 Meter Number: 06123995 (Next scheduled read date Feb 16, 2021) Cycle: 10
 Meter Constant: 1.000
 Circuit: 0153 Your circuit is currently not subject to rotating outage.
 However, this is subject to change without notice.
 Total Usage: 939 (Usage based on interval data)

ELECTRIC CHARGES

				Amount(\$)
Electricity Delivery (Details below)	939 kWh			
WINTER USAGE	On-Peak	Off-Peak	Super Off-Peak	
kWh used	247	405	287	
Rate/kWh	\$.27206	\$.27206	\$.27206	
Charge	\$67.20	+ \$110.18	+ \$78.08	= 255.46

 **Rate Change This Billing Period:**
 There was a rate change on day 18 of your Billing Period. Therefore, your charges for the first 17 days were at Rate 1, and the remaining 14 days were at Rate 2.

DWR Bond Charge 939 kWh x \$.00580 5.45

Electricity Generation (Details below)	939 kWh			
WINTER USAGE	On-Peak	Off-Peak	Super Off-Peak	
kWh used	247	405	287	
Rate/kWh	\$.07852	\$.06969	\$.05989	
Charge	\$19.40	+ \$28.22	+ \$17.18	= 64.80

DWR Revenue Adjustment - .08
 Baseline Adjustment Credit -26.47

Total Electric Charges \$299.16

(Continued on next page)

Important Phone Numbers



1-800-411-SDGE (7343) English
 1-800-311-SDGE (7343) Español
 1-877-889-SDGE (7343) TTY

M-F, 7am-8pm, Sat, 7am-6pm

For emergencies and to report outages, please call 24 hours a day, 7 days a week. **1-800-611-7343**

To locate underground cables & gas pipes, please call DigAlert, Monday-Friday, 6am-7pm. **8-1-1**

To make a payment using your credit or debit card via a third party vendor, call. **1-800-386-0067**

Payment Options \$ Please visit sdge.com/residential/pay-your-bill for more ways to pay your bill



Online Bill Pay:

Register to make a secure payment now or schedule your payment at myaccount.sdge.com, or visit your bank's website for home banking options.



Credit/Debit:

Pay by credit/debit card via third party vendor (fee applies) by visiting sdge.com/residential/pay-your-bill. Click on the Bill Matrix link or call **1-800-386-0067** to make a payment.



Mobile:

SDG&E's free app for your mobile device gives you more ways to connect with us. Visit sdge.com/mobileapps to download.



In Person:

To find the nearest location and hours of operation, visit sdge.com/locations.



Need help paying your bill?

For payment options or to make payment arrangements, visit us at sdge.com/assistance or call **1-800-411-7343**.



By Mail:

Mail your check or money order, along with the payment stub at the bottom of your bill, in the enclosed envelope to SDG&E, PO Box 25111, Santa Ana, CA 92799-5111.

Detail of Current Charges - Continued

TAXES & FEES ON ELECTRIC CHARGES

		Amount (\$)
Chula Vista City Tax	939 kWh x \$.002500	2.35
Franchise Fees on Electric Energy Supplied by Others	5.37 x 1.10%	.06
State Surcharge Tax	939 kWh x \$.000300	.28
State Regulatory Fee		1.22

Total Taxes & Fees on Electric Charges \$3.91

Total Electric Service \$303.07

Electric Service

Rate: Time of Use - TOU-DR1-Residential

Climate Zone: Coastal

Baseline Allowance: 285 kWh

Billing Period: 12/14/20 - 1/14/21

Total Days: 31

Meter Number: 06123921

(Next scheduled read date Feb 16, 2021)

Cycle: 10

Meter Constant: 1.000

Billing Voltage Level: Secondary

Circuit: 0153 Your circuit is currently not subject to rotating outage.
However, this is subject to change without notice.

Total Usage: 249 (Usage based on interval data)

ELECTRIC CHARGES

		Amount (\$)
Electricity Delivery (Details below)	249 kWh	
WINTER USAGE	On-Peak Off-Peak Super Off-Peak	
kWh used	72 65 112	
Rate/kWh	\$.27206 \$.27206 \$.27206	
Charge	\$19.59 + \$17.68 + \$30.48 =	67.75

DWR Bond Charge 249 kWh x \$.00580 1.45

Electricity Generation (Details below) 249 kWh

WINTER USAGE	On-Peak Off-Peak Super Off-Peak	
kWh used	72 65 112	
Rate/kWh	\$.07852 \$.06969 \$.05989	
Charge	\$5.65 + \$4.53 + \$6.70 =	16.88

DWR Revenue Adjustment -02

Baseline Adjustment Credit -17.76

Total Electric Charges \$68.30

TAXES & FEES ON ELECTRIC CHARGES

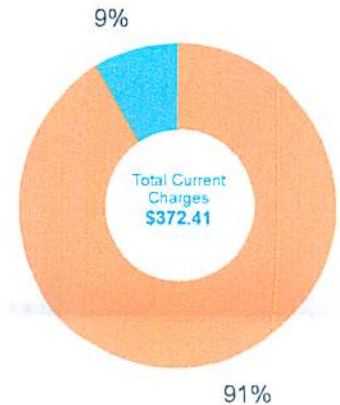
		Amount (\$)
Chula Vista City Tax	249 kWh x \$.002500	.62
Franchise Fees on Electric Energy Supplied by Others	1.43 x 1.10%	.02
State Surcharge Tax	249 kWh x \$.000300	.07
State Regulatory Fee		.33

Total Taxes & Fees on Electric Charges \$1.04

Total Electric Service \$69.34

Total Current Charges \$372.41

Breakdown of Current Charges



The total current charges include the following components. Definitions for these terms are shown on page 6 of your bill.

Meter Number: 06123995

Period: 12/14 - 01/14

Electric Charges

Electricity Generation	\$64.80
Transmission	\$45.74
Distribution	\$107.51
Nuclear Decommissioning	\$0.04
Competition Transition Charge	\$9.00
Local Generation Charge	\$9.47
Reliability Services	\$0.05
Total Rate Adj. Comp.	\$49.16

Other Charges & Credits (Electric)

Public Purpose Programs	\$16.12
DWR Bond Charge	\$5.45
DWR Revenue Adjustment	-\$0.08
Other	\$3.91

Meter Number: 06123921

Period: 12/14 - 01/14

Electric Charges

Electricity Generation	\$16.88
Transmission	\$12.12
Distribution	\$28.50
Nuclear Decommissioning	\$0.02
Competition Transition Charge	\$2.50
Local Generation Charge	\$2.51
Total Rate Adj. Comp.	\$2.30

Other Charges & Credits (Electric)

Public Purpose Programs	\$4.29
DWR Bond Charge	\$1.45
DWR Revenue Adjustment	-\$0.02
Other	\$1.04

Total Current Charges \$372.41

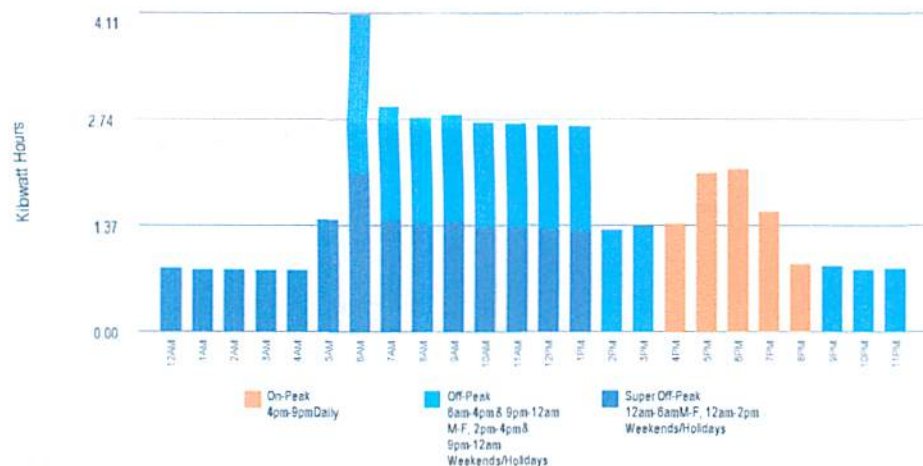
Your Electricity Dashboard

*Charts may not display if usage data is unavailable

Meter Number: 06123995

Period: 12/14 - 01/14

Average Hourly Electric Usage



For each day in the billing cycle, an hourly usage is calculated by peak. At the end of the bill cycle, hourly usage is averaged and displayed on the chart by peak.

Highest Usage Hour

Highest Usage Hour this month:

2.9 kWh on December 15, 2020 from 6pm to 7pm

This is the highest amount of electricity used at a given point in time.

Meter Number: 06123995

Time of Use - Electricity

Winter	kWh	Nov 1 - Feb 28
On-Peak	247	4pm-9pm Daily
Off-Peak	405	6am-4pm & 9pm-12am M-F, 2pm-4pm & 9pm-12am Weekends/Holidays
Super Off	287	12am-6am M-F, 12am-2pm Weekends/Holidays
Total	939	

1 Year No Risk Pricing

	Time of Use TOU-DR1	Standard DR
MAY - 20	\$136.18	\$136.99
JUN - 20	\$156.44	\$158.01
JUL - 20	\$136.91	\$142.68
AUG - 20	\$145.93	\$154.96
SEP - 20	\$180.13	\$188.33
OCT - 20	\$211.85	\$212.40
NOV - 20	\$251.04	\$250.64
DEC - 20	\$288.54	\$288.58
JAN - 21	\$303.07	\$303.02
Total	\$1,810.09	\$1,835.61

This table compares your costs for up to 12 months on Time of Use to the Standard plan for meter 6123995. At the end of the comparison, if you didn't save on Time of Use, you'll get a bill credit for the difference.

Este cuadro compara su gasto hasta por 12 meses en el plan Time of Use y en el plan Standard para el medidor 6123995. Al final de la comparación, si no ahorró con el plan Time of Use, obtendrá una bonificación en la factura por la diferencia.



ACCOUNT NUMBER 8296 337 167 3

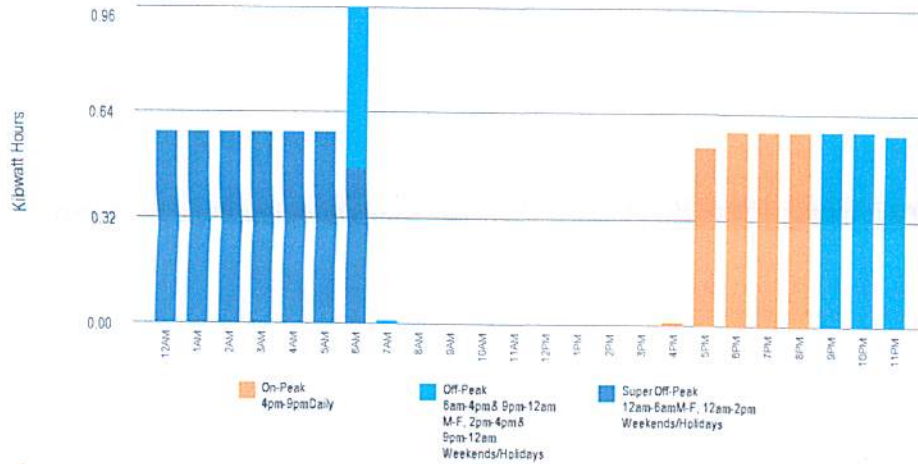
DATE DUE

Feb 6, 2021

DATE MAILED Jan 18, 2021

Page 5 of 8

sdge.com

Meter Number: 06123921**Period: 12/14 - 01/14****Average Hourly Electric Usage**

For each day in the billing cycle, an hourly usage is calculated by peak. At the end of the bill cycle, hourly usage is averaged and displayed on the chart by peak.

Highest Usage Hour

Highest Usage Hour this month:

0.6 kWh on January 14, 2021 from 7pm to 8pm

This is the highest amount of electricity used at a given point in time.

Meter Number: 06123921

Time of Use - Electricity

Winter	kWh	Nov 1 - Feb 28
On-Peak	72	4pm-9pm Daily
Off-Peak	65	8am-4pm & 9pm-12am M-F, 2pm-4pm & 5pm-12am Weekends/Holidays
Super Off	112	12am-6am M-F, 12am-2pm Weekends/Holidays
Total	249	

1 Year No Risk Pricing

	Time of Use TOU-DR1	Standard DR
MAY - 20	\$45.05	\$45.68
JUN - 20	\$48.07	\$51.45
JUL - 20	\$41.33	\$49.09
AUG - 20	\$9.91	\$18.75
SEP - 20	\$18.68	\$26.82
OCT - 20	\$50.39	\$56.11
NOV - 20	\$57.33	\$60.38
DEC - 20	\$66.29	\$66.53
JAN - 21	\$69.34	\$69.62
Total	\$406.39	\$444.43

This table compares your costs for up to 12 months on Time of Use to the Standard plan for meter 6123921. At the end of the comparison, if you didn't save on Time of Use, you'll get a bill credit for the difference.

Este cuadro compara su gasto hasta por 12 meses en el plan Time of Use y en el plan Standard para el medidor 6123921. Al final de la comparación, si no ahorró con el plan Time of Use, obtendrá una bonificación en la factura por la diferencia.





ACCOUNT NUMBER 8296 342 220 3
SERVICE FOR
STONEBRIDGE II HOA
1434 HILLTOP DR HM
CHULA VISTA, CA 91911

DATE MAILED Jan 19, 2021
sdge.com

Page 1 of 6

Sign up to go Paperless



Sign up to go Paperless today.
Visit sdge.com/go-paperless-today.

Certain medical needs may qualify you for monthly savings on your energy bill.
Apply for the Medical Baseline Allowance Program at sdge.com/medical.

Account Summary

Previous Balance	\$1,590.63
Payment Received	- .00
Past Due Balance	\$1,590.63
Current Charges	+ 1,671.59
Total Amount Due	\$3,262.22

Summary of Current Charges

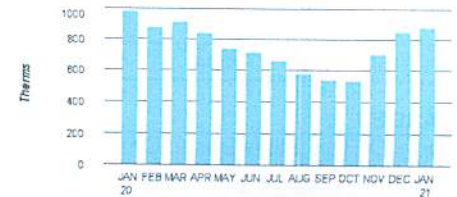
(See page 2 for details)

	Billing Period	Usage	Amount(\$)
Gas	Dec 15, 2020 - Jan 15, 2021	883 Therms	1,671.59
Total Charges this Month			\$1,671.59

DATE DUE Feb 7, 2021

AMOUNT DUE \$3,262.22

Gas Usage History (Total therms used)



883

Therms used

28.5

Daily avg therms

26.7

Daily avg therms last month

4.4%

Change in daily avg therms from last year

6.7%

Change in daily avg therms from last month

31

Days in billing cycle

JAN 22 2021

PLEASE KEEP THIS PORTION FOR YOUR RECORDS. (FAVOR DE GUARDAR ESTA PARTE PARA SUS REGISTROS.)

PLEASE RETURN THIS PORTION WITH YOUR PAYMENT. (FAVOR DE DEVOLVER ESTA PARTE CON SU PAGO.)



Save Paper &
Postage
PAY ONLINE
sdge.com

ACCOUNT NUMBER
8296 342 220 3

DATE DUE Feb 7, 2021

AMOUNT DUE \$3,262.22

SERVICE ADDRESS: 1434 HILLTOP DR HM CV 91911

6889.1.1.1677 2 oz.



STONEBRIDGE II HOA
C/O CEOSD.NET
PO BOX 34398-839
SAN DIEGO CA 92163-9602

Please enter amount enclosed.

\$

Write account number on check and make
payable to San Diego Gas & Electric.

SAN DIEGO GAS & ELECTRIC
PO BOX 25111
SANTA ANA CA 92799-5111

CY 10



3 2 70000829634222000001671590000326222

Detail of Current Charges


Gas Service

Rate: GM-Multi-Family Baseline Allowance: 1,342 Therms
Meter Number: 00937954 HM (Next scheduled read date Feb 16, 2021) Cycle: 10


Billing Period	Days	Current Reading	Previous Reading	= Difference	x Meter Constant	x Therm Multiplier	= Total Therms
12/15/20 - 01/15/21	31	55041	54175	866	1.000	1.020	883

GAS CHARGES

Gas Amount Of This Bill Is Based On 40 Units

 **Gas Service Rate Change This Billing Period:**
There was a rate change on day 17 of your Billing Period. Therefore, your charges for the first 16 days were at Rate 1, and the remaining 15 days were at Rate 2.

Gas Service (Details below)		883 Therms	
Therms used	Baseline	883	
Rate/Therm	\$1.42577		
16 of 31 Days	\$649.78	=	649.78
Therms used	883		
Rate/Therm	\$1.44464		
15 of 31 Days	\$617.23	=	617.23

 **Gas Energy Rate Change This Billing Period:**
There was a rate change on day 17 of your Billing Period. Therefore, your charges for the first 16 days were at Rate 1, and the remaining 15 days were at Rate 2.

Gas Energy Charge (Details below)		883 Therms	
Therms used	Usage	883	
Rate/Therm	\$.36192		
16 of 31 Days	\$164.94	=	164.94
Therms used	883		
Rate/Therm	\$.39803		
15 of 31 Days	\$170.06	=	170.06

(Continued on next page)

Important Phone Numbers



1-800-411-SDGE (7343) English
1-800-311-SDGE (7343) Español
1-877-889-SDGE (7343) TTY
M-F, 7am-8pm, Sat, 7am-6pm

For emergencies and to report outages, please call 24 hours a day, 7 days a week. **1-800-611-7343**

To locate underground cables & gas pipes, please call DigAlert, Monday-Friday, 6am-7pm. **8-1-1**

To make a payment using your credit or debit card via a third party vendor, call. **1-800-386-0067**

Payment Options \$ Please visit sdge.com/residential/pay-your-bill for more ways to pay your bill



Online Bill Pay:

Register to make a secure payment now or schedule your payment at myaccount.sdge.com, or visit your bank's website for home banking options.



Credit/Debit:

Pay by credit/debit card via third party vendor (fee applies) by visiting sdge.com/residential/pay-your-bill. Click on the Bill Matrix link or call 1-800-386-0067 to make a payment.



Mobile:

SDGE's free app for your mobile device gives you more ways to connect with us. Visit sdge.com/mobileapps to download.



In Person:

To find the nearest location and hours of operation, visit sdge.com/locations.



Need help paying your bill?

For payment options or to make payment arrangements, visit us at sdge.com/assistance or call 1-800-411-7343.



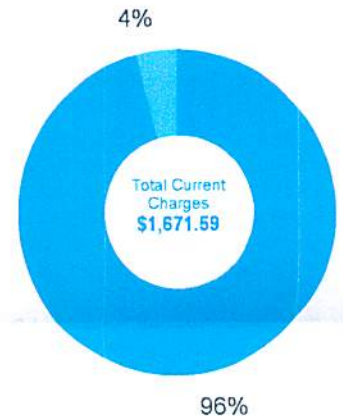
By Mail:

Mail your check or money order, along with the payment stub at the bottom of your bill, in the enclosed envelope to SDGE, PO Box 25111, Santa Ana, CA 92799-5111.

Detail of Current Charges - Continued

Total Gas Charges \$1,602.01		
TAXES & FEES ON GAS CHARGES		
		Amount (\$)
Chula Vista City Tax	883 Therms x \$.009190	8.11
Public Purpose Program		56.38
State Regulatory Fee		5.09
Total Taxes & Fees on Gas Charges		\$69.58
Total Gas Service		\$1,671.59
Total Current Charges		\$1,671.59

Breakdown of Current Charges



The total current charges include the following components. Definitions for these terms are shown on page 4 of your bill.

Gas Charges		
Gas Service		\$1,602.01
Other Charges & Credits (Gas)		
Public Purpose Programs		\$56.38
Other		\$13.20
Total Current Charges		\$1,671.59

Definitions

Baseline Allowance - A quantity of electricity or gas allocated by the CPUC for residential customers based on a percentage of average residential consumption and varying based on type of space heating, type of water heating, season, climatic zone and number of days in the billing period.

California Climate Credit - The state charges fees to reduce carbon pollution and increase the use of cleaner energy. These fees are returned to you as a credit. Households receive the electric credit twice a year and gas credit once a year. Small businesses receive the electric credit monthly. Visit EnergyUpgradeCA.org/credit to learn more.

City of San Diego Franchise Fee Differential - A fee charged to SDG&E by the City of San Diego for the rights to operate within city streets.

Climate Zone - The CPUC established four Climatic Zones in California, based on annual average temperatures.

Public Purpose Programs - This charge reflects the costs of certain state-mandated programs (such as low-income and energy efficiency programs).

State Regulatory Fee - Charged to all utility users to pay for the California Public Utilities Commission (CPUC) operations.

State Surcharge Tax - Collected by the State of California for the conservation and development of energy resources in the state.

Therm - Unit of measurement for billing purposes, nominally 100,000 Btu.

Therm Multiplier - A therm multiplier is used to convert the heat content in natural gas (gas measured through the meter in cubic feet) into a billable unit, known as a therm. Cubic feet x therm multiplier = therms.

SDG&E Policies and Notices

Electronic Check Processing - When you pay your bill by check, you authorize us to electronically process your payment. If your check is processed electronically, your checking account may be debited on the same day we receive the check. Your check will not be returned by your bank, however, the transaction will appear on your bank statement. ***If you do not wish to participate in this program, please have your account number ready and call 1-866-534-5152.***

Rates & Rules - SDG&E's rate schedules and rules, on file and approved by the CPUC, are available on the Internet at www.sdge.com. Copies of applicable tariffs may also be obtained by calling 1-800-411-SDGE (7343) or visiting any company bill payment office.

Pay Before Date / Disconnection Policy - Your SDG&E bill is due and payable upon presentation and is past due if not paid within 19 days of the date mailed. If your payment has not been received by the "Due Date" shown on your bill, your SDG&E service is subject to disconnection, after proper notice has been provided. If your service is disconnected for non-payment, there may be additional service charges and you will be required to pay all past due SDG&E amounts before service is restored. Your SDG&E service could also be disconnected if the information provided on your application for service is false, incomplete or inaccurate. SDG&E will disconnect your services only for non-payment of those charges owed SDG&E.

If you are unable to pay your SDG&E bill in full due to a temporary financial hardship or due to a serious illness in the household, you need to call SDG&E before the expiration of this notice.

If SDG&E fails to offer you payment arrangements, you may write to the Consumer Affairs Branch of the California Public Utilities Commission (CPUC), State Office Building, 505 Van Ness Avenue, Room 2003, San Francisco, CA 94102, phone: 800-649-7570, email: consumer-affairs@cpuc.ca.gov, prior to disconnection of your SDG&E service. The Consumer Affairs Branch will review the complaint and issue its proposed resolution to you and SDG&E. If you are not satisfied, you may appeal the proposed resolution by filing a formal complaint. A more detailed explanation of disconnection policies, including your rights as an SDG&E customer, may be obtained by calling 1-800-411-SDGE (7343), or e-mail: info@sdge.com.

Disputed Bills / Service Complaints - If you believe there is an error on your bill or have a question about your service, please call SDG&E customer support at 1-800-411-SDGE (7343). If you are not satisfied with SDG&E's response, submit a complaint to the California Public Utilities Commission (CPUC) at www.cpuc.ca.gov/complaints/. Billing and service complaints are handled by the CPUC's Consumer Affairs Branch (CAB), 505 Van Ness Ave, Room 2003, San Francisco, CA 94102, phone: 1-800-649-7570.

If you have limitations hearing or speaking, dial 711 to reach the California Relay Service, which is for those needing assistance relaying telephone conversations. Dial one of the numbers below to be routed to a California Relay Service provider in your preferred mode of communication.

California Relay Service Phone Numbers:

Type of Call	Toll-Free Number
TTY/VCO/HCO to Voice	1-800-735-2929 English 1-800-855-3000 Spanish
Voice to TTY/VCO/HCO	1-800-735-2922 English 1-800-855-3000 Spanish
Speech to Speech	1-800-854-7784

To avoid having service turned off while waiting for the outcome of a complaint to the CPUC **specifically regarding the accuracy of your bill**, please contact CAB for assistance. If your case meets the eligibility criteria, CAB will provide you instructions on how to mail a check or money order to be impounded pending resolution of your case. You must continue to pay your current charges while your complaint is under review to keep your service turned on.

Re-Establishment of Credit / Deposit - If you pay your SDG&E bill after the expiration date of a past due notice, you may be required to re-establish your credit by paying a deposit.

Large Font Bill - You can sign-up to receive a large font bill by calling SDG&E at 1-800-411-SDGE (7343).

Stonebridge II Maintenance Corporation
855-669-2103
PO Box 34398 - 839
San Diego, CA 92163-4398

Banca Popular North America
7900 Miami Lakes Dr. West
Miami Lakes, FL 33093
46-54

005196

January 25, 2021

PAY TO THE
ORDER OF

SAN DIEGO GAS & ELECTRIC

\$3,719.90

THREE THOUSAND SEVEN HUNDRED NINETEEN AND 90/100 ***** DOLLARS

San Diego Gas & Electric
Po Box 25110
Santa Ana, CA 92799-5110

MEMO: Invoice#

STONEBRIDGE II

Log for Job 839-1186
as of 01/12/21 at 13:59

Job Name: Trash overflowing

Status: Referred to Marcos Ortiz

Job Date: 28 December 20, Monday

12/28/20: Received an email and pictures of over flowing trash bins. Management will have a trash hauler clean the area. -rc
12/29/20: Marcos Ortiz Cleaned up the over flowing issue and hauled it to the dump. \$300.00 -rc



Stonebridge II Maintenance Corporation
855-669-2103
PO Box 34398 - 839
San Diego, CA 92163-4398

Banca Popular North America
7900 Miami Lakes Dr. West
Miami Lakes, FL 33093
46-54

005187

January 13, 2021

PAY TO THE
ORDER OF

MARCOS ORTIZ

\$300.00

THREE HUNDRED AND 00/100 ***** DOLLARS

MARCOS ORTIZ
316 CORTE NACION
CHULA VISTA, CA 91910

MEMO: Invoice#

COPY



2590 Main St
Chula Vista CA 91911-611010

Customer Service (619) 421-9400
Toll Free (800) 421-9401
RepublicServices.com/Support

Account Number 3-0509-0132326
Invoice Number 0509-008346429
Invoice Date December 25, 2020
Past Due on 12/25/20 \$1,396.77
Payments/Adjustments \$0.00
Current Invoice Charges \$1,401.57

Total Amount Due \$2,798.34	Payment Due Date Past Due
--	--

CURRENT INVOICE CHARGES

Description	Reference	Quantity	Unit Price	Amount
Golden/Stonebridge li 1434 Hilltop Dr				
Chula Vista, CA Contract: 1 (C2)				
2 Waste Container 3 Cu Yd, 8 Lifts Per Week				
Waste/Recycling Overage 12/02		1.0000	\$20.75	\$20.75
Waste/Recycling Overage 12/02		1.0000	\$20.75	\$20.75
Waste/Recycling Overage 12/04		1.0000	\$20.75	\$20.75
Waste/Recycling Overage 12/09		2.0000	\$20.75	\$41.50
Waste/Recycling Overage 12/14		1.0000	\$20.75	\$20.75
Pickup Service 12/01-12/31			\$1,025.79	\$1,025.79
40 Recycle Basket 6 Gal, On Call Service				
Recycling Service 12/01-12/31		40.0000	\$2.79	\$111.60
Late Fee 12/25				\$139.68
CURRENT INVOICE CHARGES, Due by January 14, 2021				\$1,401.57

JAN 4 REC'D

Simple account access at your fingertips.

Download the Republic Services app or visit
RepublicServices.com today.



Past Due	30 Days	60 Days	90+ Days
	\$1,396.77	\$0.00	\$0.00



2590 Main St
Chula Vista CA 91911-611010

Please Return This
Portion With Payment

Total Enclosed

Return Service Requested



00355072
MSP 998

STONEBRIDGE AKA HILLTOP CASTLE
C/O CEOSD.NET
PO BOX 34398-839
SAN DIEGO CA 92163-

Total Amount Due	\$2,798.34
Payment Due Date	Past Due
Account Number	3-0509-0132326
Invoice Number	0509-008346429



For Billing Address Changes
Check Box and Complete Reverse

Make Checks Payable To:



REPUBLIC SERVICES #509
PO BOX 78829
PHOENIX AZ 85062-8829

30509013232600000083464290001401570002798346

Stonebridge II Maintenance Corporation
855-669-2103
PO Box 34398 - 839
San Diego, CA 92163-4398

Banca Popular North America
7900 Miami Lakes Dr. West
Miami Lakes, FL 33093
46-54

005188

January 13, 2021

PAY TO THE
ORDER OF

REPUBLIC SERVICES

\$2,798.34

TWO THOUSAND SEVEN HUNDRED NINETY EIGHT AND 34/100 ***** DOLLARS

Republic Services
P O Box 78829
Phoenix, AZ 85062-8829

COPY



SWEETWATER AUTHORITY
 505 Garrett Avenue
 Chula Vista, CA 91910
 Office Hours: Monday-Friday 8:00am-5:00pm
 Billing Inquiries: (619) 420-1413
 Para asistencia en Español: (619) 420-1413

Pay online at www.sweetwater.org or
 pay by phone at (866) 419-9408 with
 the following payment types:



Pay with cash using
 PayNearMe for no
 fee at these locations:

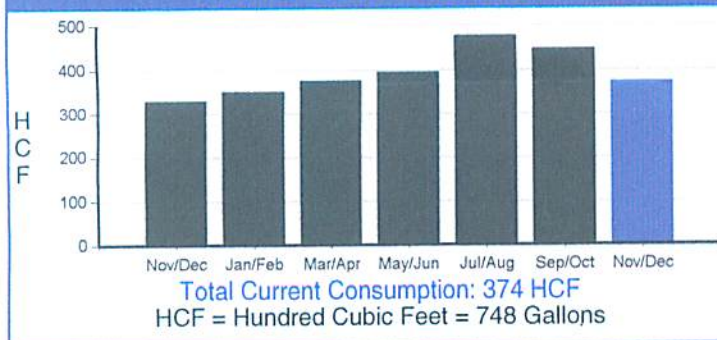


Providing safe, reliable water to National City, Chula Vista and Bonita
 Please see reserve side of bill for a detailed explanation of charges and payment options

SERVICE INFORMATION

Address	1436 HILLTOP DR					
Service Period	10/23/2020 - 12/23/2020					
Next Read	Week of 02/15/2021					
Meter #	Meter Size	Prior Read	Current Read	Use in HCF	Average Gal/Day	Bill Code
47641800	2	13446	13820	374	4586	

WATER USE ANALYSIS



ACCOUNT INFORMATION

Customer	HILLTOP CASTLE LLC/SB II
Account	7541660-008
Mail Date	01/01/2021
Billing Type	Bi-Monthly
Account Type	Apartments

DETAIL OF CURRENT CHARGES

Water	HCF	SWA \$/HCF	CWA \$/HCF	Amount
Multi Family	374	\$5.24	\$1.07	\$2,359.94
Total Water				\$2,359.94
CWA-MWD				\$266.20
ReadinessToServe				\$64.18
CURRENT TOTAL				\$2,690.32
PREVIOUS BALANCE				\$0.00
TOTAL DUE BY 01/15/2021				\$2,690.32

MESSAGES

Please return bottom portion along with your payment. Make checks payable to: Sweetwater Authority.



SWEETWATER AUTHORITY

505 Garrett Avenue
 Chula Vista, CA 91910
 (619) 420-1413
www.sweetwater.org

☐ Check box for changes to your account (see back)

PAYMENT COUPON

Account Number	7541660-008
Service Address	1436 HILLTOP DR
Due Date	01/15/2021
Amount Due	\$2,690.32
Amount Enclosed	<input type="text"/>

A charge will be applied for returned payments

SW31230A
 2000000604 184/1





HILLTOP CASTLE LLC/SB II
 C/O CEOSD.NET
 PO BOX 34398-839
 SAN DIEGO CA 92163-4398



SWEETWATER AUTHORITY
 PO BOX 51540
 LOS ANGELES CA 90051-5840

000000000000026903275416600089

PAYMENT OPTIONS	EXPLANATION OF CHARGES	BILLING INFORMATION
<p>-Sweetwater Authority office or drop box at 505 Garrett Avenue, Chula Vista CA 91910</p> <p>-On-line at www.sweetwater.org*</p> <p>-By telephone at 1-866-419-9408*</p> <p>-At 7-11 or CVS with barcode provided on the water bill*</p> <p>*no fees are incurred by the customer for using these services</p> <p>Customers may also enroll in Auto Pay and have their bill paid electronically and can have the option to go paperless by enrolling their account at www.sweetwater.org.</p> <p>When paying for a past due water bill by internet or phone please contact Customer Service during regular business hours with the confirmation number to avoid a late fee or to schedule your water to be reconnected.</p>	<p>Water- A charge for all water used based on 100 cubic feet (748 Gallons).</p> <p>Readiness-to-serve- A flat rate based on the size of the water meter, regardless of water usage.</p> <p>CWA/MWD- Sweetwater Authority purchases water from the San Diego County Water Authority (SDCWA) and is charged for the wholesale water purchased and other fixed fees. Sweetwater Authority passes these charges from SDCWA to customers through the Wholesale Water Purchase Charge (CWA-S/HCF) and CWA/MWD pass-through charges (CWA-MWD).</p> <p>Fire Protection- A monthly charge for maintenance of the pipe installed for a private fire protection system.</p>	<p>Late Payment- If the bill is not paid by the due date a late fee will be assessed to the account and if water is scheduled for disconnection the account will be assessed a handling fee and a security deposit may be required.</p> <p>One-Time Adjustments- Sweetwater Authority's policy includes a one-time reduction to a customer's water bill.</p> <p>Disputed Bills- A customer can request an investigation concerning services or charges shown on the bill by written request to the Customer Service Manager within 5 business days of receipt of the bill. If the customer is dissatisfied with results, they may submit a written appeal to the Sweetwater Authority's Governing Board within 7 day of the decision.</p> <p>Bill Codes- E-Estimated, MC-Meter Change</p>
HOW TO READ YOUR WATER METER		
<p>WATER EFFICIENCY INFORMATION</p> <p>Customers are encouraged to use water efficiently at all times. Sweetwater Authority offers free residential and business water efficiency check-ups and WaterSmart device rebates. Call the Water Efficiency Helpline at 619-409-6779 or visit www.sweetwater.org/waterefficiency for more information.</p>	<p>The water meter is located on or near the sidewalk underground in a rectangular box with a metal or cement lid.</p> <p>- Remove lid on the box with a screwdriver</p> <p>- Flip open the metal lid and read the numbers from left to right like a car odometer. When reading the meter drop the last two digits on the right. Some meters have an additional digit to the left which is not included when reading the meter, please see example to the right.</p>	<p>BASIC RESIDENTIAL WATER METERS</p> <p>A.</p>  <p>Odrometer style meter (5 digits) New design (2005) - not covered by</p> <p>B.</p>  <p>Odrometer style meter (5 digits) New design (2005) - not covered by</p>

PAY WITH CASH AT PARTICIPATING CVS PHARMACY AND 7-ELEVEN STORES

Bring this notice with you to make a payment. Customers call (888) 714-0004 for help.
Visit <http://paynearme.com> for a list of participating retailers. Payments posted next business day.

 <p>8JVAFU</p>  <p>PayNearMe</p> <p>CVS Pharmacy Cashier Instructions</p> <ol style="list-style-type: none"> 1. Scan barcode below 2. Ask the customer how much they want to pay 3. Enter the amount and collect payment 4. Give the customer their receipt 	 <p>8JVAFU</p>  <p>PayNearMe</p> <p>Store Associate Instructions</p> <ol style="list-style-type: none"> 1. Ask customer amount to load 2. Press LOAD button 3. Scan barcode and collect payment 4. Return PaySlip and provide receipt <p>LOAD LIKE A GIFT CARD</p>
--	--

Subject to terms of use at www.PayNearMe.com

ADDRESS / PHONE CHANGE

Please complete this form for mailing address and telephone changes only. For name, service address or service changes, call (619) 426-1412.

Name _____ Address _____

City _____ State _____ Zip _____ Email Address _____

Phone (Home) _____ (Business) _____ (Cell) _____



SWEETWATER AUTHORITY
 505 Garrett Avenue
 Chula Vista, CA 91910
 Office Hours: Monday-Friday 8:00am-5:00pm
 Billing Inquires: (619) 420-1413
 Para asistencia en Español: (619) 420-1413

Pay online at www.sweetwater.org or
 pay by phone at (866) 419-9408 with
 the following payment types:



Pay with cash using
 PayNearMe for no
 fee at these locations:

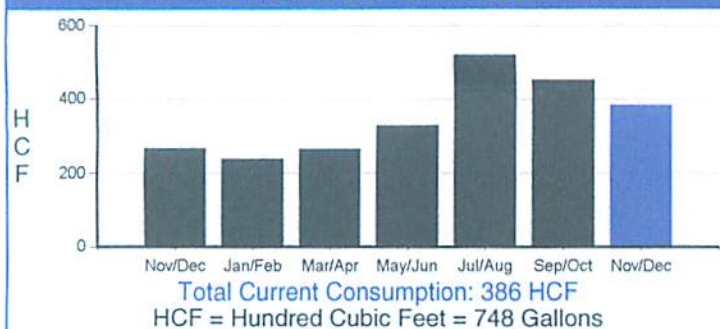


Providing safe, reliable water to National City, Chula Vista and Bonita
 Please see reserve side of bill for a detailed explanation of charges and payment options

SERVICE INFORMATION

Address	1436 HILLTOP DR					
Service Period	10/23/2020 - 12/23/2020					
Next Read	Week of 02/15/2021					
Meter #	Meter Size	Prior Read	Current Read	Use in HCF	Average Gal/Day	Bill Code
60804117	2	19430	19816	386	4733	

WATER USE ANALYSIS



ACCOUNT INFORMATION

Customer	HILLTOP CASTLE LLC/SB II
Account	7543220-008
Mail Date	01/01/2021
Billing Type	Bi-Monthly
Account Type	Apartment

DETAIL OF CURRENT CHARGES

Water	HCF	SWA \$/HCF	CWA \$/HCF	Amount
Multi Family	386	\$5.24	\$1.07	\$2,435.66
Total Water				\$2,435.66
CWA-MWD				\$273.52
ReadinessToServe				\$64.18
CURRENT TOTAL				\$2,773.36
PREVIOUS BALANCE				\$0.00
TOTAL DUE BY 01/15/2021				\$2,773.36

MESSAGES

Please return bottom portion along with your payment. Make checks payable to: Sweetwater Authority.



SWEETWATER AUTHORITY
 505 Garrett Avenue
 Chula Vista, CA 91910
 (619) 420-1413
www.sweetwater.org

PAYMENT COUPON

Account Number	7543220-008
Service Address	1436 HILLTOP DR
Due Date	01/15/2021
Amount Due	\$2,773.36
Amount Enclosed	

A charge will be applied for returned payments

☐ Check box for changes to your account (see back)



SW31230A
 2000000605 184/2

HILLTOP CASTLE LLC/SB II
 C/O CEOSD.NET
 PO BOX 34398-839
 SAN DIEGO, CA 92163



SWEETWATER AUTHORITY
 PO BOX 51540
 LOS ANGELES, CA 90051-5840

000000000000027733675432200083

PAYMENT OPTIONS	EXPLANATION OF CHARGES	BILLING INFORMATION
<p>-Sweetwater Authority office or drop box at 505 Garrett Avenue, Chula Vista CA 91910</p> <p>-On-line at www.sweetwater.org*</p> <p>-By telephone at 1-866-419-9408*</p> <p>-At 7-11 or CVS with barcode provided on the water bill*</p> <p>*no fees are incurred by the customer for using these services</p> <p>Customer's may also enroll in Auto Pay and have their bill paid electronically and can have the option to go paperless by enrolling their account at www.sweetwater.org.</p> <p>When paying for a past due water bill by internet or phone please contact Customer Service during regular business hours with the confirmation number to avoid a late fee or to schedule your water to be reconnected.</p>	<p>Water- A charge for all water used based on 100 cubic feet (748 Gallons).</p> <p>Readiness-to-serve- A flat rate based on the size of the water meter, regardless of water usage.</p> <p>CWA/MWD- Sweetwater Authority purchases water from the San Diego County Water Authority (SDCWA) and is charged for the wholesale water purchased and other fixed fees. Sweetwater Authority passes these charges from SDCWA to customers through the Wholesale Water Purchase Charge (CWA-\$/HCF) and CWA/MWD pass-through charges (CWA-MWD).</p> <p>Fire Protection- A monthly charge for maintenance of the pipe installed for a private fire protection system.</p>	<p>Late Payment- If the bill is not paid by the due date a late fee will be assessed to the account and if water is scheduled for disconnection the account will be assessed a handling fee and a security deposit may be required.</p> <p>One-Time Adjustments- Sweetwater Authority's policy includes a one-time reduction to a customer's water bill.</p> <p>Disputed Bills- A customer can request an investigation concerning services or charges shown on the bill by written request to the Customer Service Manager within 5 business days of receipt of the bill. If the customer is dissatisfied with results, they may submit a written appeal to the Sweetwater Authority's Governing Board within 7 day of the decision.</p> <p>Bill Codes- E-Estimated, MC-Meter Change</p>
HOW TO READ YOUR WATER METER		
<p>WATER EFFICIENCY INFORMATION</p> <p>Customers are encouraged to use water efficiently at all times. Sweetwater Authority offers free residential and business water efficiency check-ups and WaterSmart device rebates. Call the Water Efficiency Helpline at 619-409-6779 or visit www.sweetwater.org/waterefficiency for more information</p>	<p>The water meter is located on or near the sidewalk underground in a rectangular box with a metal or cement lid.</p> <p>-Remove lid on the box with a screwdriver</p> <p>- Flip open the metal lid and read the numbers from left to right like a car odometer. When reading the meter drop the last two digits on the right. Some meters have an additional digit to the left which is not included when reading the meter, please see example to the right.</p>	<p>BASIC RESIDENTIAL WATER METERS</p> <p>A.</p>  <p>Odometer style meter (5 digits) (Reading: 1010, billing read: 10)</p> <p>B.</p>  <p>Odometer style meter (6 digits) (Reading: 14610, billing read: 146)</p>

PAY WITH CASH AT PARTICIPATING CVS PHARMACY AND 7-ELEVEN STORES

Bring this notice with you to make a payment. Customers call (888) 714-0004 for help.
Visit <http://paynearme.com> for a list of participating retailers. Payments posted next business day.

 <p>CVS pharmacy</p> <p>PayNearMe</p> <p>CVS Pharmacy Cashier Instructions</p> <ol style="list-style-type: none"> 1. Scan barcode below 2. Ask the customer how much they want to pay 3. Enter the amount and collect payment 4. Give the customer their receipt 	 <p>7-Eleven</p> <p>PayNearMe</p> <p>Store Associate Instructions</p> <ol style="list-style-type: none"> 1. Ask customer amount to load 2. Press LOAD button 3. Scan barcode and collect payment 4. Return PaySlip and provide receipt <p>LOAD LIKE A GIFT CARD</p>
---	---

Subject to terms of use at www.PayNearMe.com

ADDRESS / PHONE CHANGE

Please complete this form for mailing address and telephone changes only. For name, service address or service changes, call (619) 420-1413.

Name _____ Address _____

City _____ State _____ Zip _____ Email Address _____

Phone (Home) _____ (Business) _____ (Cell) _____

Stonebridge II Maintenance Corporation
855-669-2103
PO Box 34398 - 839
San Diego, CA 92163-4398

Banca Popular North America
7900 Miami Lakes Dr. West
Miami Lakes, FL 33093
46-54

005186

January 07, 2021

PAY TO THE
ORDER OF

SWEETWATER AUTHORITY

\$5,463.68

FIVE THOUSAND FOUR HUNDRED SIXTY THREE AND 68/100 ***** DOLLARS

Sweetwater Authority
PO Box 51540
Los Angeles, CA 90051-5840

MEMO: Invoice#

CEOSD INC
dba ceosd.net
PO Box 34398 - 111
San Diego, CA 92163-4398
855.669.2103

STONEBRIDGE II

= STATEMENT =

Account No. 111-839R

12/30/20

Date	Description	x-ref	Amount	Balance
09/01/20	Sep 20 Management Fee	8384	1280.00	1280.00
09/04/20	Payment rec'd ck# 5115	8393	-1280.00	0.00
10/01/20	Oct 20 Management Fee	8407	1280.00	1280.00
10/01/20	Payment rec'd ck# 5128	8414	-1280.00	0.00
11/01/20	Nov 20 Management Fee	8447	1280.00	1280.00
11/02/20	Payment rec'd ck# 5138	8453	-1280.00	0.00
12/01/20	Dec 20 Management Fee	8493	1280.00	1280.00
12/01/20	Payment rec'd ck# 5157	8499	-1030.00	250.00
01/01/21	Jan 21 Management Fee	8543	1280.00	1530.00

Total Now Due: \$ 1,530.00

Terms: Management fees due 1st of each month.

- - - - - Return Bottom Coupon with Payment - - - - -

Stonebridge II

Pay to: ceosd.net
Total Now Due: \$1,530.00
Write Acct 111-839R on check.

CEOSD INC
PO BOX 34398 - 111
SAN DIEGO CA 92163-4398

CEOSD INC
dba ceosd.net
PO Box 34398 - 111
San Diego, CA 92163-4398
855.669.2103

STONEBRIDGE II

= STATEMENT =

Account No. 111-839C

12/30/20

Date	Description	x-ref	Amount	Balance
	balance fwd (details available on request)			53.40
12/01/20	Dec 20 Web Hosting Fee	8493	5.00	58.40
12/01/20	Dec 20 Domain Stone.org	8493	1.50	59.90
12/01/20	11/20 Postage	8494	51.98	111.88
12/01/20	Payment rec'd ck# 5157	8499	-111.88	0.00
01/01/21	12/20 Printing	8539	17.39	17.39
01/01/21	12/20 Postage	8542	22.58	39.97
01/01/21	Jan 21 Supplies	8543	17.55	57.52
01/01/21	Jan 21 Web Hosting Fee	8543	5.00	62.52
01/01/21	Jan 21 Domain Stone.org	8543	1.50	64.02
	Total Now Due:		\$	64.02

Terms: Management fees due 1st of each month.

- - - - - Return Bottom Coupon with Payment - - - - -

Stonebridge II

Pay to: ceosd.net
Total Now Due: \$64.02
Write Acct 111-839C on check.

CEOSD INC
PO BOX 34398 - 111
SAN DIEGO CA 92163-4398

Stonebridge II Maintenance Corporation
855-669-2103
PO Box 34398 - 839
San Diego, CA 92163-4398

Banca Popular North America
7900 Miami Lakes Dr. West
Miami Lakes, FL 33093
46-54

005174

January 04, 2021

PAY TO THE
ORDER OF

CEOSD.NET

\$1,594.02

ONE THOUSAND FIVE HUNDRED NINETY FOUR AND 02/100 ***** DOLLARS

CEOSD.NET
PO Box 34398
San Diego, CA 92163-4398

COPY

MONTHLY BILLING STATEMENT

Business Insurance

December 21, 2020



Billing Summary

Account Number:

F002733076-001-00001

Payor Name & Address

SYMPHONY TERRACE HOA
PO BOX 34398-796
SAN DIEGO CA 92163-4398

Your Farmers® Agent

Suellen S Eichman
Phone: (760) 230-6157
Email: seichman@farmersagent.com

Online Access code

99366E

Questions about your bill?

You can call Commercial Billing at
855-323-5350
8:00am- 5:00pm local time
Monday through Friday

Address Change?

Please contact your Farmers® agent to update
any addresses on your policy

Payment due on
January 10, 2021 \$807.33*

Payments and policy changes processed after
December 21, 2020 will appear on the next bill.

Please see the following page for complete details on the policy(ies) on
this account.

IMPORTANT: Payment must be received by the due
date.**

*The minimum amount due to avoid issuance of a
cancellation notice is \$807.33

**If we do not receive the minimum due by the due date on
this invoice, you will be assessed a late fee of \$20.00

JAN 4 RECD

COMMINS 10-18

Page 1 of 2

Payment Stub

Payor Name: SYMPHONY TERRACE HOA

Account Number: F002733076-001-00001

Amount Due: \$807.33

Due Date: January 10, 2021

Amount Enclosed:

Paying by check?

Please make your check payable to Farmers Insurance
Exchange, write your account
number on it, and mail it to us with this payment stub.

FARMERS INSURANCE EXCHANGE
P.O. BOX 4665
CAROL STREAM, IL 60197-4665



The return payment charge for payments not
honored by your financial institution will be
\$30.00

060000000000807332000401265000273307600100001030015



Policies on this billing account

Policy number First listed location or vehicle

605841173 1333 8TH AVE

Issuing Insurer(s)

Farmers Insurance Exchange

Explanation of charges and premium due

Policy	Transaction Description	Total premium change amount ¹	Impact on premium due
Previous Billing Cycle			
	LAST BILLED AMOUNT	\$807.33	
	12-08-20 PAYMENT - THANK YOU	-\$807.33	
Current Billing Cycle			
605841173	06-10-20 HABITATIONAL		\$801.33
	INSTALLMENT FEE ²	\$6.00	\$6.00
	Payment due on January 10, 2021		\$807.33

¹ The unbilled portion of these charges not included in the current payment due will carry over to the remaining installments in the term. For additional details on the changes, please reference the policy documents previously sent to you.

² Choose automatic bank payment to eliminate this fee.

Future installment schedule for remaining payments³

Due Date	02/10/21	03/10/21	04/10/21	05/10/21
605841173 Premium	\$801.33	\$801.33	\$801.33	\$801.33
Installment Fee	\$6.00	\$6.00	\$6.00	\$6.00
Total Due	\$807.33	\$807.33	\$807.33	\$807.33

³ Actual billed amount may change based on payment activity, policy changes and renewals.

How to pay

Pay online. Visit us online at www.farmers.com and click on pay bill

Pay by phone. Call 855-323-5350

Pay by mail. Send us your check or money order with your payment stub

Pay your agent directly. Visit your agent's office with your payment



Save stamps, time and...trees!

Discontinue paper mailing and set up automatic payments at www.farmers.com and click on pay bill

Stonebridge II Maintenance Corporation
855-669-2103
PO Box 34398 - 839
San Diego, CA 92163-4398

Banca Popular North America
7900 Miami Lakes Dr. West
Miami Lakes, FL 33093
46-50

005183

January 06, 2021

PAY TO THE
ORDER OF

FARMERS INSURANCE

\$807.33

EIGHT HUNDRED SEVEN AND 33/100 ***** DOLLARS

Farmers Insurance
Payment Processing Center
P O Box 894729
Los Angeles, CA 90189

COPY

Stonebridge II Maintenance Corporation
855-669-2103
PO Box 34398 - 839
San Diego, CA 92163-4398

Banca Popular North America
7900 Miami Lakes Dr. West
Miami Lakes, FL 33093
46-54

On-Line

January 21, 2021

PAY TO THE
ORDER OF

ALLSTATE INSURANCE COMPANY

\$1,830.49

ONE THOUSAND EIGHT HUNDRED THIRTY NINE AND 49/100 ***** DOLLARS

Allstate Insurance Company
PO Box 4344
Carol Stream, IL 60197-4344

MEMO: Invoice#



STATE OF CALIFORNIA
FRANCHISE TAX BOARD
PO BOX 942857
SACRAMENTO CA 94257-0511

NOTICE DATE: 12/01/20

594700810000

000000002292098000031201201617+++++0000001225505

Notice of Balance Due

☐ Mark box and write new address on reverse.

STONEBRIDGE II MAINTENANCE CORPORAT
PO BOX 34398
SAN DIEGO CA 92163-4398

NOTICE NUMBER: 9288951201120
ENTITY ID: CORP 2292098

TAX YR(S) END: 12/17 12/16

BALANCE DUE:\$ 122.55
PAYMENT DUE DATE: 12/16/20

Detach and mail with your payment. Do not mail top voucher if you paid the balance due electronically.

ENTITY ID: CORP 2292098

Payment Due Date: 12/16/20

Your business entity's account has a balance due.

Side 1 of this notice lists the tax year, current balance due, and the payment due date. Refer to the following table for details.

Side 2 provides a summary balance for all amounts due from your business entity.

We enclosed a Business Entity Refund/Billing Information (FTB 1138) insert. It provides information regarding interest, penalties, and fees.

If your business entity has unpaid liabilities for multiple tax years, it will receive separate notices for each one. Pay the balance due shown on the most recent tax year notice.

DEC 14 2020

If your business entity meets the requirements for the Electronic Funds Transfer program, it must pay by that method.

Assessment for Tax Year Ending: 12/31/17

Description	Amount
Prepayment Tax Assessment:	\$
Tax Assessment:	
Penalties/Fees:	
DELINQUENT PENALTY	40.00
FILING FEE	25.00
Interest Due:	5.35
Use Tax:	0.00
Credits Applied to FTB Liabilities:	10.00
Credit Applied to Use Tax:	0.00
Refunds/Interest Allowed:	0.00
New Liability Balance Due to the Franchise Tax Board:	\$ 60.35
Use Tax Balance Due to the California Department of Tax and Fee Administration:	\$ 0.00

Please see SIDE 2 of this notice for additional information.

Stonebridge II Maintenance Corporation
855-669-2103
PO Box 34398 - 839
San Diego, CA 92163-4398

Banca Popular North America
7900 Miami Lakes Dr. West
Miami Lakes, FL 33093
46-54

005191

January 13, 2021

PAY TO THE
ORDER OF

FRANCHISE TAX BOARD

\$122.55

ONE HUNDRED TWENTY TWO AND 55/100 ***** DOLLARS

Franchise Tax Board
Po Box 942857
Sacramento, CA 94257

MEMO: Invoice # 9288951201120



Stonebridge II Maintenance Corporation
General Ledger Report
1/1/2021 - 1/31/2021

Client: Stonebridge II Maintenance Corporation
Account: 10100 - Operating - Popular Checking 8896

Account Category: Operating
Account Type: Bank

Posting Date	Source	Description	Long Desc.	Cost Center	Debit	Credit	Balance
Beginning Balance							\$41,496.88
1/4/2021	AP	Payment: CEOSD.NET, Check #: 5174, Invoice #:	Operating		\$1,594.02		\$39,902.86
1/4/2021	AP	Payment: Jose Mendoza, Check #: 5175, Invoice #:	Operating		\$950.00		\$38,952.86
1/4/2021	AP	Payment: Jose Mendoza, Check #: 5176, Invoice #:	Operating		\$375.00		\$38,577.86
1/5/2021	AR	Payment Received	Operating		\$2,301.42		\$40,879.28
1/5/2021	AP	Payment: Symphony Terrace , Check #: 5177, Invoice #:	Operating			\$4,196.00	\$36,683.28
1/5/2021	AR	Payment Received	Operating		\$3,740.68		\$40,423.96
1/6/2021	AP	Payment: Tamco Builders, Inc., Check #: 5178, Invoice #:	Operating			\$1,825.00	\$38,598.96
1/6/2021	AP	Payment: Shellie Dalley, Check #: 5179, Invoice #:	Operating			\$165.00	\$38,433.96
1/6/2021	AP	Payment: Lloyd Pest Control Co., Inc., Check #: 5180, Invoice #:	Operating			\$80.00	\$38,353.96
1/6/2021	AP	Payment: Republic Services, Check #: 5181, Invoice #:	Operating			\$2,798.34	\$35,555.62
1/6/2021	AP	Payment: Waste Management, Check #: 5182, Invoice #:	Operating			\$218.60	\$35,337.02
1/6/2021	AP	Payment: Farmers Insurance, Check #: 5183, Invoice #:	Operating			\$807.33	\$34,529.69
1/6/2021	AP	Payment: M&L Professional Service, Inc., Check #: 5184, Invoice #:	Operating			\$175.00	\$34,354.69
1/6/2021	AP	Payment: Aquaphoria Pool & Spa Services LLC, Check #: 5185, Invoice #:	Operating			\$481.00	\$33,873.69
1/7/2021	AP	Payment: Sweetwater Authority, Check #: 5186, Invoice #:	Operating			\$5,463.68	\$28,410.01
1/7/2021	AP	[VOID] - Payment: Republic Services, Check #: 5181, Invoice #:	Operating		\$2,798.34		\$31,208.35
1/7/2021	AP	[VOID] - Payment: Waste Management, Check #: 5182, Invoice #:	Operating		\$218.60		\$31,426.95
1/11/2021	AR	Payment Received	Operating		\$2,491.18		\$33,918.13
1/12/2021	AR	Payment Received	Operating		\$5,671.49		\$39,589.62
1/12/2021	AR	Payment Received	Operating		\$375.10		\$39,964.72
1/13/2021	AP	Payment: MARCOS ORTIZ, Check #: 5187, Invoice #:	Operating			\$300.00	\$39,664.72
1/13/2021	AP	Payment: Republic Services, Check #: 5188, Invoice #:	Operating			\$2,798.34	\$36,866.38
1/13/2021	AP	Payment: M&L Professional Service, Inc., Check #: 5189, Invoice #: 98994, 99160, 99169, 99177	Operating			\$2,129.35	\$34,737.03
1/13/2021	AP	Payment: Marcos Ortiz, Check #: 5190, Invoice #:	Operating			\$1,800.00	\$32,937.03
1/13/2021	AP	Payment: Franchise Tax Board, Check #: 5191, Invoice #: 9288951201120	Operating			\$122.55	\$32,814.48
1/13/2021	AP	Payment: Franchise Tax Board, Check #: 5192, Invoice #:	Operating			\$62.20	\$32,752.28
1/14/2021	AP	[VOID] - Payment: Franchise Tax Board, Check #: 5192, Invoice #:	Operating		\$62.20		\$32,814.48
1/14/2021	AR	Payment Received	Operating		\$811.37		\$33,625.85
1/18/2021	AR	Payment Received	Operating		\$811.68		\$34,437.53
1/20/2021	AP	Payment: Robert Ortiz, Check #: 5193, Invoice #: 00001	Operating			\$3,900.00	\$30,537.53
1/20/2021	AP	Payment: Shellie Dailey, Check #: 5194, Invoice #: 128	Operating			\$165.00	\$30,372.53
1/20/2021	AP	Payment: Shellie Dailey, Check #: 5195, Invoice #: 128	Operating			\$165.00	\$30,207.53
1/20/2021	AP	[VOID] - Payment: Shellie Dailey, Check #: 5195, Invoice #: 128	Operating		\$165.00		\$30,372.53
1/21/2021	AP	Payment: Allstate Insurance Company, On-Line Payment, Invoice #:	Operating			\$1,830.49	\$28,542.04
1/25/2021	AP	Payment: San Diego Gas & Electric, Check #: 5196, Invoice #:	Operating			\$3,719.90	\$24,822.14
1/26/2021	AR	Payment Received	Operating		\$1,324.46		\$26,146.60
1/26/2021	AR	REVERSAL - [Payment Received]	Operating			\$864.46	\$25,282.14
1/26/2021	AR	REVERSAL - [Payment Received]	Operating			\$460.00	\$24,822.14
1/26/2021	AR	Payment Received	Operating		\$1,328.46		\$26,150.60
1/31/2021		Bank Statement Interest	Operating		\$0.52		\$26,151.12
Account Total					\$22,100.50	\$37,446.26	\$26,151.12
Beginning Balance					\$41,496.88		
Net Change					(\$15,345.76)		

Client: Stonebridge II Maintenance Corporation
Account: 13000 - Accounts Receivable

Account Category: Accounts Receivable
Account Type: Accounts Receivable

Posting Date	Source	Description	Long Desc.	Cost Center	Debit	Credit	Balance
Beginning Balance							\$17,910.46
1/1/2021	AR	January 2021 - Assessment \$405.68	Operating		\$16,447.57		\$34,358.03
1/1/2021	AR	Payment Application	Operating			\$2,073.10	\$32,284.93
1/5/2021	AR	Assessment	Operating		\$2,301.42		\$34,586.35
1/5/2021	AR	REVERSAL - [Assessment]	Operating			\$2,301.42	\$32,284.93
1/5/2021	AR	Payment Application	Operating			\$5,536.02	\$26,748.91
1/11/2021	AR	Payment Application	Operating			\$2,491.18	\$24,257.73
1/12/2021	AR	Payment Application	Operating			\$5,530.97	\$18,726.76
1/14/2021	AR	Payment Application	Operating			\$405.68	\$18,321.08
1/18/2021	AR	Payment Application	Operating			\$810.40	\$17,510.68
1/26/2021	AR	Payment Application	Operating			\$894.23	\$16,616.45
Account Total					\$18,748.99	\$20,043.00	\$16,616.45



Stonebridge II Maintenance Corporation
General Ledger Report
1/1/2021 - 1/31/2021

Beginning Balance **\$17,910.46**
Net Change **(\$1,294.01)**

Client: Stonebridge II Maintenance Corporation
Account: 23000 - Pre-Paid Assessments

Account Category: Accounts Payable
Account Type: Accounts Payable

Posting Date	Source	Description	Long Desc.	Cost Center	Debit	Credit	Balance
Beginning Balance							(\$3,433.21)
1/1/2021	AR	Payment Application		Operating	\$2,073.10		(\$1,360.11)
1/5/2021	AR	Payment Received		Operating		\$2,301.42	(\$3,661.53)
1/5/2021	AR	Payment Received		Operating		\$3,740.68	(\$7,402.21)
1/5/2021	AR	Payment Application		Operating	\$5,536.02		(\$1,866.19)
1/11/2021	AR	Payment Received		Operating		\$2,491.18	(\$4,357.37)
1/11/2021	AR	Payment Application		Operating	\$2,491.18		(\$1,866.19)
1/12/2021	AR	Payment Received		Operating		\$5,671.49	(\$7,537.68)
1/12/2021	AR	Payment Received		Operating		\$375.10	(\$7,912.78)
1/12/2021	AR	Payment Application		Operating	\$5,530.97		(\$2,381.81)
1/14/2021	AR	Payment Received		Operating		\$811.37	(\$3,193.18)
1/14/2021	AR	Payment Application		Operating	\$405.68		(\$2,787.50)
1/18/2021	AR	Payment Received		Operating		\$811.68	(\$3,599.18)
1/18/2021	AR	Payment Application		Operating	\$810.40		(\$2,788.78)
1/26/2021	AR	Payment Received		Operating		\$1,324.46	(\$4,113.24)
1/26/2021	AR	REVERSAL - [Payment Received]		Operating	\$864.46		(\$3,248.78)
1/26/2021	AR	REVERSAL - [Payment Received]		Operating	\$460.00		(\$2,788.78)
1/26/2021	AR	Payment Received		Operating		\$1,328.46	(\$4,117.24)
1/26/2021	AR	Payment Application		Operating	\$894.23		(\$3,223.01)
Account Total					\$19,066.04	\$18,855.84	(\$3,223.01)
Beginning Balance							(\$3,433.21)
Net Change							\$210.20

Client: Stonebridge II Maintenance Corporation
Account: 30000 - Surplus/Deficit

Account Category: Surplus/(Deficit)
Account Type: Equity

Posting Date	Source	Description	Long Desc.	Cost Center	Debit	Credit	Balance
Beginning Balance							(\$55,974.13)
Account Total					\$0.00	\$0.00	(\$55,974.13)
Beginning Balance							(\$55,974.13)
Net Change							\$0.00

Client: Stonebridge II Maintenance Corporation
Account: 40000 - Assessments

Account Category: Assessment
Account Type: Income

Posting Date	Source	Description	Long Desc.	Cost Center	Debit	Credit	Balance
Beginning Balance							\$0.00
1/1/2021	AR	January 2021 - Assessment \$405.68		Operating		\$16,447.57	(\$16,447.57)
1/5/2021	AR	Assessment		Operating		\$2,301.42	(\$18,748.99)
1/5/2021	AR	REVERSAL - [Assessment]		Operating	\$2,301.42		(\$16,447.57)
Account Total					\$2,301.42	\$18,748.99	(\$16,447.57)
Beginning Balance							\$0.00
Net Change							(\$16,447.57)

Client: Stonebridge II Maintenance Corporation
Account: 40300 - Operating Interest

Account Category: Other Income
Account Type: Income

Posting Date	Source	Description	Long Desc.	Cost Center	Debit	Credit	Balance
Beginning Balance							\$0.00
1/31/2021		Bank Statement Interest		Operating		\$0.52	(\$0.52)
Account Total					\$0.00	\$0.52	(\$0.52)
Beginning Balance							\$0.00
Net Change							(\$0.52)

Client: Stonebridge II Maintenance Corporation

Account Category: 1 Structural, Common Area, Landscape, Utilities



Stonebridge II Maintenance Corporation
General Ledger Report
1/1/2021 - 1/31/2021

Account: 50000 - Repair & Maintenance

Account Type: Expense

Posting Date	Source	Description	Long Desc.	Cost Center	Debit	Credit	Balance
Beginning Balance							\$0.00
1/4/2021	AP	Payment: Jose Mendoza, Check #: 5175, Invoice #: , J-1182 Repair rain damage		Operating	\$950.00		\$950.00
1/4/2021	AP	Payment: Jose Mendoza, Check #: 5176, Invoice #: , J-1177 Repair laundry door		Operating	\$375.00		\$1,325.00
1/5/2021	AP	Payment: Symphony Terrace , Check #: 5177, Invoice #: , Reim. 796 Chk# 5779 Deposit		Operating	\$4,196.00		\$5,521.00
1/6/2021	AP	Payment: M&L Professional Service, Inc., Check #: 5184, Invoice #: , J1180 Sprinkler Leak		Operating	\$175.00		\$5,696.00
1/13/2021	AP	Payment: M&L Professional Service, Inc., Check #: 5189, Invoice #: 98994, J-1167 Emergency Leak, Invoice #: 99160, J-1171 Leak recirc Line, Invoice #: 99169, J-1170 Toilet Leak U14, Invoice #: 99177, J-1185 Disposal not working		Operating	\$2,129.35		\$7,825.35
1/13/2021	AP	Payment: Marcos Ortiz, Check #: 5190, Invoice #: , J-1183 Leak Club Room		Operating	\$1,800.00		\$9,625.35
1/20/2021	AP	Payment: Robert Ortiz, Check #: 5193, Invoice #: 00001, J1175 Electrical Work		Operating	\$3,900.00		\$13,525.35
Account Total					\$13,525.35	\$0.00	\$13,525.35
Beginning Balance			\$0.00				
Net Change			\$13,525.35				

Client: Stonebridge II Maintenance Corporation

Account Category: 1 Structural, Common Area, Landscape, Utilities

Account: 50100 - Pool

Account Type: Expense

Posting Date	Source	Description	Long Desc.	Cost Center	Debit	Credit	Balance
Beginning Balance							\$0.00
1/6/2021	AP	Payment: Aquaphoria Pool & Spa Services LLC, Check #: 5185, Invoice #: , 01/21 SVC		Operating	\$481.00		\$481.00
Account Total					\$481.00	\$0.00	\$481.00
Beginning Balance			\$0.00				
Net Change			\$481.00				

Client: Stonebridge II Maintenance Corporation

Account Category: 1 Structural, Common Area, Landscape, Utilities

Account: 50300 - Janitorial

Account Type: Expense

Posting Date	Source	Description	Long Desc.	Cost Center	Debit	Credit	Balance
Beginning Balance							\$0.00
1/6/2021	AP	Payment: Shellie Dailey, Check #: 5179, Invoice #: , 12/20 SVC		Operating	\$165.00		\$165.00
1/20/2021	AP	Payment: Shellie Dailey, Check #: 5194, Invoice #: 128, SVC 01/21		Operating	\$165.00		\$330.00
1/20/2021	AP	Payment: Shellie Dailey, Check #: 5195, Invoice #: 128, SVC 01/21		Operating	\$165.00		\$495.00
1/20/2021	AP	[VOID] - Payment: Shellie Dailey, Check #: 5195, Invoice #: 128, SVC 01/21		Operating		\$165.00	\$330.00
Account Total					\$495.00	\$165.00	\$330.00
Beginning Balance			\$0.00				
Net Change			\$330.00				

Client: Stonebridge II Maintenance Corporation

Account Category: 1 Structural, Common Area, Landscape, Utilities

Account: 50400 - Pest Control

Account Type: Expense

Posting Date	Source	Description	Long Desc.	Cost Center	Debit	Credit	Balance
Beginning Balance							\$0.00
1/6/2021	AP	Payment: Lloyd Pest Control Co., Inc., Check #: 5180, Invoice #: , 12/20 SVC		Operating	\$80.00		\$80.00
Account Total					\$80.00	\$0.00	\$80.00
Beginning Balance			\$0.00				
Net Change			\$80.00				

Client: Stonebridge II Maintenance Corporation

Account Category: 1 Structural, Common Area, Landscape, Utilities

Account: 51000 - Landscape

Account Type: Expense

Posting Date	Source	Description	Long Desc.	Cost Center	Debit	Credit	Balance
--------------	--------	-------------	------------	-------------	-------	--------	---------



Stonebridge II Maintenance Corporation
General Ledger Report
1/1/2021 - 1/31/2021

Beginning Balance									\$0.00
1/6/2021	AP	Payment: Tamco Builders, Inc., Check #: 5178, Invoice #: , 01/21 SVC				Operating	\$1,825.00		\$1,825.00
Account Total							\$1,825.00	\$0.00	\$1,825.00
Beginning Balance							\$0.00		
Net Change							\$1,825.00		

Client: Stonebridge II Maintenance Corporation Account Category: 1 Structural, Common Area, Landscape, Utilities
Account: 59000 - Gas & Electric Account Type: Expense

Posting Date	Source	Description	Long Desc.	Cost Center	Debit	Credit	Balance
Beginning Balance							\$0.00
1/25/2021	AP	Payment: San Diego Gas & Electric, Check #: 5196, Invoice #: , ACCT#8296 338 431 2, ACCT#8296 336 167 3, ACCT#8296 342 220 3		Operating	\$3,719.90		\$3,719.90
Account Total					\$3,719.90	\$0.00	\$3,719.90
Beginning Balance					\$0.00		
Net Change					\$3,719.90		

Client: Stonebridge II Maintenance Corporation Account Category: 1 Structural, Common Area, Landscape, Utilities
Account: 59300 - Trash Account Type: Expense

Posting Date	Source	Description	Long Desc.	Cost Center	Debit	Credit	Balance
Beginning Balance							\$0.00
1/6/2021	AP	Payment: Republic Services, Check #: 5181, Invoice #: , 12/20 SVC		Operating	\$2,798.34		\$2,798.34
1/6/2021	AP	Payment: Waste Management, Check #: 5182, Invoice #: , 01/21 SVC		Operating	\$218.60		\$3,016.94
1/7/2021	AP	[VOID] - Payment: Republic Services, Check #: 5181, Invoice #: , 12/20 SVC		Operating		\$2,798.34	\$218.60
1/7/2021	AP	[VOID] - Payment: Waste Management, Check #: 5182, Invoice #: , 01/21 SVC		Operating		\$218.60	\$0.00
1/13/2021	AP	Payment: MARCOS ORTIZ, Check #: 5187, Invoice #: , J-1186 Dispose Trash		Operating	\$300.00		\$300.00
1/13/2021	AP	Payment: Republic Services, Check #: 5188, Invoice #: , 12/20 - 01/21 Service		Operating	\$2,798.34		\$3,098.34
Account Total					\$6,115.28	\$3,016.94	\$3,098.34
Beginning Balance					\$0.00		
Net Change					\$3,098.34		

Client: Stonebridge II Maintenance Corporation Account Category: 1 Structural, Common Area, Landscape, Utilities
Account: 59400 - Water & Sewer Account Type: Expense

Posting Date	Source	Description	Long Desc.	Cost Center	Debit	Credit	Balance
Beginning Balance							\$0.00
1/7/2021	AP	Payment: Sweetwater Authority, Check #: 5186, Invoice #: , 01/21 SVC		Operating	\$5,463.68		\$5,463.68
Account Total					\$5,463.68	\$0.00	\$5,463.68
Beginning Balance					\$0.00		
Net Change					\$5,463.68		

Client: Stonebridge II Maintenance Corporation Account Category: 5 Professional & Admin Services
Account: 90200 - Management Fees Account Type: Expense

Posting Date	Source	Description	Long Desc.	Cost Center	Debit	Credit	Balance
Beginning Balance							\$0.00
1/4/2021	AP	Payment: CEO.SD.NET, Check #: 5174, Invoice #: , 01/21 Mgmt Fee		Operating	\$1,530.00		\$1,530.00
Account Total					\$1,530.00	\$0.00	\$1,530.00
Beginning Balance					\$0.00		
Net Change					\$1,530.00		

Client: Stonebridge II Maintenance Corporation Account Category: 5 Professional & Admin Services
Account: 90400 - Insurance Account Type: Expense

Posting Date	Source	Description	Long Desc.	Cost Center	Debit	Credit	Balance
Beginning Balance							\$0.00
1/6/2021	AP	Payment: Farmers Insurance, Check #: 5183, Invoice #: , 01/21 SVC		Operating	\$807.33		\$807.33



Stonebridge II Maintenance Corporation
General Ledger Report
1/1/2021 - 1/31/2021

1/21/2021	AP	Payment: Allstate Insurance Company, Check #: On-Line, Invoice #: , 01/21 SVC	Operating	\$1,830.49		\$2,637.82
Account Total				\$2,637.82	\$0.00	\$2,637.82
Beginning Balance				\$0.00		
Net Change				\$2,637.82		

Client: Stonebridge II Maintenance Corporation
Account: 90900 - Office Expenses & Misc

Account Category: 5 Professional & Admin Services
Account Type: Expense

Posting Date	Source	Description	Long Desc.	Cost Center	Debit	Credit	Balance
Beginning Balance							\$0.00
1/4/2021	AP	Payment: CEOSD.NET, Check #: 5174, Invoice #: , 01/21 Supplies, 01/21 Website Hosting, 01/21 Domain		Operating	\$24.05		\$24.05
Account Total					\$24.05	\$0.00	\$24.05
Beginning Balance					\$0.00		
Net Change					\$24.05		

Client: Stonebridge II Maintenance Corporation
Account: 90901 - Printing & Supplies

Account Category: 5 Professional & Admin Services
Account Type: Expense

Posting Date	Source	Description	Long Desc.	Cost Center	Debit	Credit	Balance
Beginning Balance							\$0.00
1/4/2021	AP	Payment: CEOSD.NET, Check #: 5174, Invoice #: , 12/20 Printing		Operating	\$17.39		\$17.39
Account Total					\$17.39	\$0.00	\$17.39
Beginning Balance					\$0.00		
Net Change					\$17.39		

Client: Stonebridge II Maintenance Corporation
Account: 90903 - Postage

Account Category: 5 Professional & Admin Services
Account Type: Expense

Posting Date	Source	Description	Long Desc.	Cost Center	Debit	Credit	Balance
Beginning Balance							\$0.00
1/4/2021	AP	Payment: CEOSD.NET, Check #: 5174, Invoice #: , 12/20 Postage		Operating	\$22.58		\$22.58
Account Total					\$22.58	\$0.00	\$22.58
Beginning Balance					\$0.00		
Net Change					\$22.58		

Client: Stonebridge II Maintenance Corporation
Account: 90940 - Income Tax - Federal & State

Account Category: 5 Professional & Admin Services
Account Type: Expense

Posting Date	Source	Description	Long Desc.	Cost Center	Debit	Credit	Balance
Beginning Balance							\$0.00
1/13/2021	AP	Payment: Franchise Tax Board, Check #: 5191, Invoice #: 9288951201120, Taxes		Operating	\$122.55		\$122.55
1/13/2021	AP	Payment: Franchise Tax Board, Check #: 5192, Invoice #: , Taxes		Operating	\$62.20		\$184.75
1/14/2021	AP	[VOID] - Payment: Franchise Tax Board, Check #: 5192, Invoice #: , Taxes		Operating		\$62.20	\$122.55
Account Total					\$184.75	\$62.20	\$122.55
Beginning Balance					\$0.00		
Net Change					\$122.55		



Stonebridge II
Reconciliation Report

North America - Operating - Popular Checking-10000

Statement Date: 1/31/2021

Statement Balance: \$25,748.92
GL Balance: \$26,051.12
Last Statement Balance: \$40,116.84
Outstanding Checks: \$5,144.36
Outstanding Deposits: \$5,446.56
Calculated Balance: \$25,748.92
GL vs. Balance Difference: \$0.00

Outstanding

Checks	Description	Date	Check #	Amount
	Payment: Santana Sandoval, Check #: 5111, Invoice #:	9/3/2020	5111	-\$100.00
	Payment: San Diego Gas & Electric, Check #: 5196, Invoice #:	1/25/2021	5196	-\$3,719.90
	REVERSAL - [Payment Received]	1/26/2021		-\$864.46
	REVERSAL - [Payment Received]	1/26/2021		-\$460.00
Total Outstanding Checks:				\$5,144.36

Deposits	Description	Date	Amount
	Payment Received	12/12/2019	\$500.00
	Payment Received	2/4/2020	\$440.00
	Payment Received	2/15/2020	\$405.68
	Payment Received	2/21/2020	\$475.00
	Payment Received	1/5/2021	\$2,301.42
	Payment Received	1/26/2021	\$1,324.46
Total Outstanding Deposits:			\$5,446.56