



Stonebridge II Maintenance Corporation
Balance Sheet
3/31/2021

Assets

Operating

10100 - Operating - Popular Checking 8896

\$12,395.36

Operating Total

\$12,395.36

Accounts Receivable

13000 - Accounts Receivable

\$18,292.69

Accounts Receivable Total

\$18,292.69

Assets Total

\$30,688.05

Liabilities and Equity

Accounts Payable

23000 - Pre-Paid Assessments

\$2,711.52

Accounts Payable Total

\$2,711.52

Retained Earnings

\$55,974.13

Net Income

(\$27,997.60)

Liabilities & Equity Total

\$30,688.05



Stonebridge II Maintenance Corporation
Budget Comparison Report
3/1/2021 - 3/31/2021

	3/1/2021 - 3/31/2021				1/1/2021 - 3/31/2021				
	Actual	Budget	Variance	Percent	Actual	Budget	Variance	Percent	Annual Budget
Income									
<u>Assessment</u>									
40000 - Assessments	\$16,447.57	\$16,447.42	\$0.15	0.00%	\$49,342.71	\$49,342.26	\$0.45	0.00%	\$197,369.00
<u>Total Assessment</u>	\$16,447.57	\$16,447.42	\$0.15	0.00%	\$49,342.71	\$49,342.26	\$0.45	0.00%	\$197,369.00
<u>Other Income</u>									
40100 - Late Fees	\$357.84	\$0.00	\$357.84	100.00%	\$357.84	\$0.00	\$357.84	100.00%	\$0.00
40300 - Operating Interest	\$0.33	\$0.50	(\$0.17)	(34.00%)	\$1.25	\$1.50	(\$0.25)	(16.67%)	\$6.00
<u>Total Other Income</u>	\$358.17	\$0.50	\$357.67	71,534.00%	\$359.09	\$1.50	\$357.59	23,839.33%	\$6.00
Total Income	\$16,805.74	\$16,447.92	\$357.82	2.18%	\$49,701.80	\$49,343.76	\$358.04	0.73%	\$197,375.00
Expense									
<u>1 Structural, Common Area, Landscape, Utilities</u>									
50000 - Repair & Maintenance	\$17,294.07	\$1,250.00	(\$16,044.07)	(1,283.53%)	\$32,840.79	\$3,750.00	(\$29,090.79)	(775.75%)	\$15,000.00
50100 - Pool	\$371.00	\$396.00	\$25.00	6.31%	\$1,223.00	\$1,188.00	(\$35.00)	(2.95%)	\$4,752.00
50190 - Pool Extras	\$0.00	\$41.67	\$41.67	100.00%	\$0.00	\$125.01	\$125.01	100.00%	\$500.00
50300 - Janitorial	\$165.00	\$130.00	(\$35.00)	(26.92%)	\$660.00	\$390.00	(\$270.00)	(69.23%)	\$1,560.00
50390 - Janitorial Extras	\$0.00	\$31.67	\$31.67	100.00%	\$0.00	\$95.01	\$95.01	100.00%	\$380.00
50400 - Pest Control	\$80.00	\$0.00	(\$80.00)	(100.00%)	\$240.00	\$0.00	(\$240.00)	(100.00%)	\$0.00
51000 - Landscape	\$1,825.00	\$2,083.33	\$258.33	12.40%	\$5,475.00	\$6,249.99	\$774.99	12.40%	\$25,000.00
59000 - Gas & Electric	\$3,064.74	\$1,350.00	(\$1,714.74)	(127.02%)	\$6,784.64	\$4,050.00	(\$2,734.64)	(67.52%)	\$16,200.00
59300 - Trash	\$1,241.14	\$1,152.08	(\$89.06)	(7.73%)	\$5,559.87	\$3,456.24	(\$2,103.63)	(60.86%)	\$13,825.00
59400 - Water & Sewer	\$4,805.32	\$1,500.00	(\$3,305.32)	(220.35%)	\$11,745.70	\$4,500.00	(\$7,245.70)	(161.02%)	\$18,000.00
59450 - Sewer	\$0.00	\$1,558.33	\$1,558.33	100.00%	\$1,435.75	\$4,674.99	\$3,239.24	69.29%	\$18,700.00
<u>Total 1 Structural, Common Area, Landscape, Utilities</u>	\$28,846.27	\$9,493.08	(\$19,353.19)	(203.87%)	\$65,964.75	\$28,479.24	(\$37,485.51)	(131.62%)	\$113,917.00
<u>5 Professional & Admin Services</u>									
90100 - Legal & Professional	\$275.00	\$166.67	(\$108.33)	(65.00%)	\$675.00	\$500.01	(\$174.99)	(35.00%)	\$2,000.00
90200 - Management Fees	\$2,560.00	\$1,280.00	(\$1,280.00)	(100.00%)	\$4,090.00	\$3,840.00	(\$250.00)	(6.51%)	\$15,360.00
90400 - Insurance	\$1,830.49	\$1,859.00	\$28.51	1.53%	\$6,298.80	\$5,577.00	(\$721.80)	(12.94%)	\$22,308.00
90900 - Office Expenses & Misc	\$48.10	\$89.17	\$41.07	46.06%	\$72.15	\$267.51	\$195.36	73.03%	\$1,070.00
90901 - Printing & Supplies	\$34.68	\$0.00	(\$34.68)	(100.00%)	\$52.07	\$0.00	(\$52.07)	(100.00%)	\$0.00
90903 - Postage	\$52.50	\$0.00	(\$52.50)	(100.00%)	\$75.08	\$0.00	(\$75.08)	(100.00%)	\$0.00
90920 - License, Permits & Fees	\$349.00	\$0.00	(\$349.00)	(100.00%)	\$349.00	\$0.00	(\$349.00)	(100.00%)	\$0.00
90940 - Income Tax - Federal & State	(\$122.94)	\$22.50	\$145.44	646.40%	\$122.55	\$67.50	(\$55.05)	(81.56%)	\$270.00
<u>Total 5 Professional & Admin Services</u>	\$5,026.83	\$3,417.34	(\$1,609.49)	(47.10%)	\$11,734.65	\$10,252.02	(\$1,482.63)	(14.46%)	\$41,008.00
Total Expense	\$33,873.10	\$12,910.42	(\$20,962.68)	(162.37%)	\$77,699.40	\$38,731.26	(\$38,968.14)	(100.61%)	\$154,925.00



Stonebridge II Maintenance Corporation
Budget Comparison Report
3/1/2021 - 3/31/2021

	3/1/2021 - 3/31/2021				1/1/2021 - 3/31/2021				
	Actual	Budget	Variance	Percent	Actual	Budget	Variance	Percent	Annual Budget
Operating Net Income	(\$17,067.36)	\$3,537.50	(\$20,604.86)	(582.47%)	(\$27,997.60)	\$10,612.50	(\$38,610.10)	(363.82%)	\$42,450.00
Net Income	(\$17,067.36)	\$3,537.50	(\$20,604.86)	(582.47%)	(\$27,997.60)	\$10,612.50	(\$38,610.10)	(363.82%)	\$42,450.00



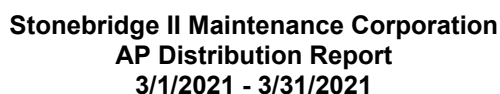
Stonebridge II Maintenance Corporation
Accounts Receivable Aging Report
Period Through: 3/31/2021

Unit	Account Number	Account	Total Due	Current	30 Days	60 Days	90 Days
25	104800250	Primary	\$6,915.47		\$868.46	\$434.23	\$5,612.78
3	104800230	Primary	\$4,091.92	\$243.41	\$811.36	\$405.68	\$2,631.47
39	* 104800390	Primary	\$1,582.14				\$1,582.14
15	104800150	Primary	\$968.64	\$25.94	\$665.06		\$277.64
29	104800290	Primary	\$911.88	\$43.42	\$868.46		
27	* 104800270	Primary	\$892.50				\$892.50
38	104800380	Primary	\$731.99	\$29.66	\$702.33		
26	104800260	Primary	\$671.77	\$15.41	\$559.81		\$96.55
3	* 104800030	Primary	\$486.82				\$486.82
20	104800200	Primary	\$434.23		\$434.23		
30	104800300	Primary	\$434.23		\$434.23		
39	104800391	Primary	\$162.28		\$162.28		
2	104800020	Primary	\$8.82		\$8.82		
Totals:			\$18,292.69	\$357.84	\$5,515.04	\$839.91	\$11,579.90
Counts:			13	5	10	2	7
Assessment:			\$16,263.71	\$0.00	\$5,515.04	\$839.91	\$9,908.76
Late Fee:			\$2,028.98	\$357.84	\$0.00	\$0.00	\$1,671.14
			\$18,292.69	\$357.84	\$5,515.04	\$839.91	\$11,579.90



Stonebridge II Maintenance Corporation
Prepaid Report
Period Through: 3/31/2021

Unit	Account Number	Homeowner	Address	Balance
4	104800040	Sergio G Carrizosa	1434 Hilltop Drive	\$109.04
10	104800100	Arcelia Jimenez	1434 Hilltop Drive	\$81.14
12	104800120	David L. & Emma E. Lopez	1434 Hilltop Drive	\$0.25
13	104800130	David Alexander Jentz	1434 Hilltop Drive	\$405.68
16	104800160	Jose & Judith Hernandez	1434 Hilltop Drive	\$0.10
18	* 104800180	Andrew A Tessitore	1434 Hilltop Drive	\$12.25
21	104800210	Efren Landino	1434 Hilltop Drive	\$1,290.04
27	104800272	Jolene Grothe	1434 Hilltop Drive	\$811.42
31	104800310	Liliana Lopez	1434 Hilltop Drive	\$1.28
32	104800320	Adrian De La Torre	1434 Hilltop Drive	\$0.32
Totals:				\$2,711.52



Account	Posting Date	Check Date	Payee	Description	Invoice #	Check #	Amount
50000 - Repair & Maintenance	3/3/2021	3/3/2021	Jorge Castro	J1193 Replace Fence		5216	\$1,000.00
	3/10/2021	3/10/2021	M&L Professional Service, Inc.	J1189 New Concret Install ,Prep, Materials	99648	5220	\$2,450.00
	3/10/2021	3/10/2021	M&L Professional Service, Inc.	J1189 Slab Leak Re-Pipe Leak Detect	99649	5220	\$9,040.00
	3/18/2021	3/18/2021	Jorge Castro	J1194 Roof Leak U24		5226	\$3,400.00
	3/18/2021	3/18/2021	Jorge Castro	J1197 Trash Removal		5226	\$300.00
	3/24/2021	3/24/2021	Choice Locksmithing & Security, Inc.	J1200 Back Gate Not Closing	031621STB	5227	\$125.00
	3/24/2021	3/24/2021	Choice Locksmithing & Security, Inc.	J1199 Back Gate	032021STB	5228	\$979.07
Total 50000 - Repair & Maintenance:							\$17,294.07
50100 - Pool	3/3/2021	3/3/2021	Aquaphoria Pool & Spa Services LLC	SVC 02/21	359	5214	\$371.00
Total 50100 - Pool:							\$371.00
50300 - Janitorial	3/17/2021	3/17/2021	Shellie Dalley	SVC 03/21	130	5222	\$165.00
Total 50300 - Janitorial:							\$165.00
50400 - Pest Control	3/17/2021	3/17/2021	LLOYD PEST CONTROL	SVC 03/21	7349842	5225	\$80.00
Total 50400 - Pest Control:							\$80.00
51000 - Landscape	3/17/2021	3/17/2021	Tamco Builders, Inc.	SVC 03/21	2137	5223	\$1,825.00
Total 51000 - Landscape:							\$1,825.00
59000 - Gas & Electric	3/3/2021	3/3/2021	San Diego Gas & Electric	ACCT#82963422203		5215	\$1,957.25
	3/3/2021	3/3/2021	San Diego Gas & Electric	ACCT#82963371673		5215	\$451.64
	3/3/2021	3/3/2021	San Diego Gas & Electric	ACCT#82963384312		5215	\$108.49
	3/24/2021	3/24/2021	San Diego Gas & Electric	ACCT# 8296 338 431 2		5229	\$104.39
	3/24/2021	3/24/2021	San Diego Gas & Electric	ACCT#8296 337 167 3		5229	\$442.97
Total 59000 - Gas & Electric:							\$3,064.74
59300 - Trash	3/11/2021	3/11/2021	Republic Services	SVC 02/21 ACCT#305090132326	0509008419562	5221	\$1,241.14
Total 59300 - Trash:							\$1,241.14
59400 - Water & Sewer	3/3/2021	3/3/2021	Sweetwater Authority	SVC ACCT#7541660008		5217	\$2,759.27
	3/3/2021	3/3/2021	Sweetwater Authority	ACCT#7543220008		5218	\$2,046.05
Total 59400 - Water & Sewer:							\$4,805.32
90100 - Legal & Professional	3/3/2021	3/3/2021	Antonio Parra	Inspector of Elections	108	5213	\$275.00
Total 90100 - Legal & Professional:							\$275.00
90200 - Management Fees	3/2/2021	3/2/2021	CEOSD.NET	02/21 Mgmt Fee		5211	\$1,280.00
	3/2/2021	3/2/2021	CEOSD.NET	03/21 Mmgmt Fee		5212	\$1,280.00
Total 90200 - Management Fees:							\$2,560.00
90400 - Insurance	3/25/2021	3/25/2021	Allstate Insurance Company	03/21 SVC		0	\$1,830.49
Total 90400 - Insurance:							\$1,830.49
90900 - Office Expenses & Misc	3/2/2021	3/2/2021	CEOSD.NET	02/21 Supplies		5211	\$17.55
	3/2/2021	3/2/2021	CEOSD.NET	02/21 Website Hosting		5211	\$5.00
	3/2/2021	3/2/2021	CEOSD.NET	02/21 Domain		5211	\$1.50
	3/2/2021	3/2/2021	CEOSD.NET	03/21 Supplies		5212	\$17.55
	3/2/2021	3/2/2021	CEOSD.NET	03/21 Website Hosting		5212	\$5.00
	3/2/2021	3/2/2021	CEOSD.NET	03/21 Domain		5212	\$1.50
Total 90900 - Office Expenses & Misc:							\$48.10



Stonebridge II Maintenance Corporation
AP Distribution Report
3/1/2021 - 3/31/2021

Account	Posting Date	Check Date	Payee	Description	Invoice #	Check #	Amount
90901 - Printing & Supplies							
	3/2/2021	3/2/2021	CEOSD.NET	01/21 Printing		5211	\$19.09
	3/2/2021	3/2/2021	CEOSD.NET	02/21 Printing		5212	\$15.59
Total 90901 - Printing & Supplies:							\$34.68
90903 - Postage							
	3/2/2021	3/2/2021	CEOSD.NET	01/21 Postage		5211	\$26.26
	3/2/2021	3/2/2021	CEOSD.NET	02/21 Postage		5212	\$26.24
Total 90903 - Postage:							\$52.50
90920 - License, Permits & Fees							
	3/10/2021	3/10/2021	County Of San Diego DEH	Record#DEH2003-FPOOL-406422		5219	\$349.00
Total 90920 - License, Permits & Fees:							\$349.00

Grand Total: \$33,996.04

STONEBRIDGE II

Log for Job 839-1193
as of 03/03/21 at 11:10

Job Name: Repair fence in front

Status: Referred to Jorge Castro

Job Date: 3 March 21, Wednesday

03/03/21: Jorge Castro will be replacing the fence in the front.
repair for the fence will cost \$1100.00. paint to match existing
fence. materials cost \$500.00 labor was \$500.00. cost is
\$1000.00 -rc



How does
get more done

725 FLAZA COURT
LUNA VISTA, CA 91910 (619) 921-1200

0658 00001 86841 03/03/21 10:33 AM
SALE CASHIER FRANCINE

769887000250 5/8X8-6 FENC <A>	
67@4.25	
0000-999-735 CA LBR FEE <A,U>	284.75
67@0.04	
038902169075 158DMR1 <A>	2.6801
3@9.47	
707392190677 HANGER NAIL <A>	28.41
707392696605 FENCE BRKT <A>	5.30
20@0.65	
700298153253 2X4-96 KD-HT <A>	13.00
10@5.98	
0000-999-735 CA LBR FEE <A,U>	59.80
10@0.05	
	0.50N

SUBTOTAL	394.44
SALES TAX	34.24
TOTAL	\$428.68
CASH	429.00
CHANGE DUE	0.32

<U> - NON-DISCOUNTABLE ITEM

0658 03/03/21 10:33 AM



0658 01 86841 03/03/2021 7506

RETURN POLICY DEFINITIONS
POLICY ID DAYS POLICY EXPIRES ON
A 1 180 08/30/2021

Stonebridge II Maintenance Corporation
855-669-2103
PO Box 34398 - 839
San Diego, CA 92163-4398

Banca Popular North America
7900 Miami Lakes Dr. West
Miami Lakes, FL 33093
46-54

005216

March 03, 2021

PAY TO THE
ORDER OF

JORGE CASTRO

\$1,000.00

ONE THOUSAND AND 00/100 ***** DOLLARS

Jorge Castro

COPY



M&L PROFESSIONAL SERVICE, INC.
7667 NORTH AVE
LEMON GROVE, CA 91945
(619)469-1604
contactus@mlproclean.com
http://www.mlproclean.com

Invoice

STONEBRIDGE II HOA c/o CEOSD -
839
1434 HILLTOP DRIVE
CHULA VISTA, CA 91911

STONEBRIDGE II HOA c/o CEOSD -
839
1434 HILLTOP DRIVE
CONCRETE INSTALLATION
AFTER RE-PIPE

99648

03/07/2021

\$2,450.00

04/06/2021

J-1189

03/22/2021

STONEBRIDGE II HOA c/o CEOSD - 839
1434 HILLTOP DRIVE

du

1 2,450.00

2,450.00

NEW CONCRETE INSTALLATION
AFTER RE-PIPE

PREPARATION, POURING, AND
FINISHING
ALL LABOR AND MATERIAL
INCLUDED

DISPOSAL OF DEBRIS INCLUDED

BALANCE DUE

\$2,450.00

Thank you, sincerest thanks for your valued business.

contactus@mlproclean.com

Stonebridge II Maintenance Corporation
855-669-2103
PO Box 34398 - 839
San Diego, CA 92163-4398

Banca Popular North America
7900 Miami Lakes Dr. West
Miami Lakes, FL 33093
46-5

005220

March 10, 2021

PAY TO THE
ORDER OF

M&L PROFESSIONAL SERVICE, INC.

\$11,490.00

ELEVEN THOUSAND FOUR HUNDRED NINETY AND 00/100 ***** DOLLARS

M&L Professional Service, Inc.
7667 North Avenue
Lemon Grove, CA 91945

MEMO: Invoice # 99648; 99649



M&L PROFESSIONAL SERVICE, INC.
7667 NORTH AVE
LEMON GROVE, CA 91945
(619)469-1604
contactus@mlproclean.com
http://www.mlproclean.com

Invoice

STONEBRIDGE II HOA c/o CEOSD -
839
1434 HILLTOP DRIVE
CHULA VISTA, CA 91911

STONEBRIDGE II HOA c/o CEOSD -
839
1434 HILLTOP DRIVE
RE-PIPE, LEAK DETECTION, PIPE
LOCATION

INVOICE #	DATE	ESTIMATE #	DUE DATE	ENCLOSURE
99649	03/07/2021	\$9,040.00	04/06/2021	
J-1189 w Slab leak				
02/02/2021	STONEBRIDGE II HOA c/o CEOSD - 839 1434 HILLTOP DRIVE		1 8,595.00	8,595.00

***RE-PIPE,
***LEAK DETECTION,
***PIPE LOCATION
*AREA WAS CAUTIONED OFF AND
TRENCH BOARDED OFF EACH DAY

AFTER ASSESSING LINE, IT WAS
DETERMINED THAT THE COMPLETE
LINE WAS IN A VERY DETERIORATED
CONDITION, AND RECOMMENDED A
COMPLETE RE-PIPE OF THE AREA,

DESCRIPTION (SLAB LEAK & RE-PIPE)
ORIGINALLY M&L WAS CALLED OUT
FOR HOT WATER LEAK IN PATIO OF
UNIT #37, AFTER INSPECTION
DETERMINED TO BE A SLAB LEAK, IN
THE WALKWAY BEHIND UNIT #37.
AFTER PERFORMING LEAK
DETECTION AND PIPE LOCATION
PROCESS, FOUND LEAK TO BE IN AN
AREA IN BETWEEN WATER HEATER
ROOM AND BREAKER BOX BY
ASPHALT DRIVEWAY.
PROCEEDED TO CUT THE CEMENT

Thank you, sincerest thanks for your valued business.

contactus@mlproclean.com

WALKWAY 3'X3' OPEN, AFTER
DIGGING UP PIPE, APPROXIMATELY
3½' DOWN, FOUND THE LEAK IN 1"
COPPER ELBOW
HAD TO DIG OUT AND CUT MORE
CONCRETE WALKWAY DUE TO THE
PIPE BEING IN BAD CONDITION.
PERFORMED A TEMPORARY REPAIR,
BY REPLACING A ¾" SECTION OF 1"
COPPER TO ELBOW THAT WAS THE
CAUSE, ALSO REPLACED 1"X1"X½"
TEE GOING UP TO ½" LINE.

HOT SIDE

ONCE PROJECT APPROVED,
RETURNED TO DIG OUT AND BREAK
ADDITIONAL 3½' OF CONCRETE (FOR
A TOTAL OF APPROX 45' TRENCH)
WALKWAY AND DIRT, AFTER A
SCHEDULED WATER SHUT OFF,
RETURNED AND PROCEEDED WITH
DEMO OF 45' OF 2" COPPER LINE
RUNNING FROM WATER HEATER
ROOM TO INTERSECTION OF
WALKWAY BY BREAKER
ELECTRICAL BOX ALSO PERFORMED
DEMO FOR BRANCH LINES COMING
OF 2" COPPER LINE (HOT SIDE)

COLD SIDE

AFTER A SECOND SCHEDULED
WATER SHUT OFF, RETURNED TO
REPLACE ANOTHER 4' SECTION OF 2"
COPPER LINE (COLD SIDE), 2' OF 1½"
AND 1½' OF 1" COPPER
ONCE ALL RE-PIPE WAS COMPLETED,
AND PIPES PROPERLY INSTALLED
AND INSULATED, BACK FILLED
TRENCH WITH 2' OF SAND AND
REFILL REST OF TRENCH WITH DIRT,
COMPACTED TRENCH AND
CONTINUED FILLING.

PART OF MATERIAL USED:

PIPE

2" COPPER LINE (45')

1½" COPPER LINE (8')

1" COPPER LINE (19')

¾" COPPER LINE (10')

½" COPPER LINE (1')

Thank you, sincerest thanks for your valued business.

contactus@mjproclean.com

\$9,040.00

220.00

225.00

BALANCE DUE

1

220.00

1

225.00

FITTING COPPER
2" COPPER COUPLING (6)
2"X 2" X 1" COPPER TEE (5)
2" X 1 1/2" X 1" COPPER TEE (3)
1 1/2" ELBOW 90° COPPER (2)
1 1/2" ELBOW 45° COPPER (2)
1 1/2" ELBOW 45° PROPRESS COPPER (2)
1 1/2" COPPER COUPLING (3)
1 1/2" COPPER COUPLING PROPRESS (2)
1" COPPER COUPLING (4)
1" ELBOW 90° COPPER (1)
3/4" COPPER MIP'S (2)
3/4" ELBOW 90° COPPER (2)
3/4" COPPER COUPLING (2)
FITTING GALVANIZED
1 1/2" DIELECTRIC UNIONS (2)
1 1/2" X 4" GALVANIZED NIPPLES (2)
1 1/2" GALVANIZED CAPS (2)
3/4" GALVANIZED TEE (1)
3/4" X 2" GALVANIZED NIPPLES (2)
3/4" GALVANIZED CAP (1)
PIPE INSULATION
*CLEAN FILLING SAND
LABOR AND MATERIAL
*** (NO NEW CONCRETE POUR
INCLUDED
*** DOES NOT INCLUDE DISPOSAL OF
ALL CONCRETE AND DEBRIS
LEAK DETECTION SERVICE
PIPE LOCATION SERVICES

02/02/2021

02/02/2021

Thank you, sincerest thanks for your valued business.

contactus@mlproclean.com



License # 943106
12319 Via Hacienda
El Cajon, CA

DATE: 3/11/21

Job Address:

1434 Hilltop Drive
Chula Vista, Ca 91911
Unit 24

DESCRIPTION	AMOUNT
Scope of Work: 1. Identify area of roof leak, and open 3' x 3' section of ceiling affected by roof leak, mold evidence was observed. 2. Swept existing pooled water at roof area causing the leak, waited a day to allow area to dry for torch down. 3. Removed mold affected drywall and treated area affected (wood members) with mold removal solution. 4. Placed dehumidifier, and fan units in master bedroom to dry the affected area. 5. Torch down area at roof over existing roofing material around roof drain. 6. Return the following day and swept water pooled at roof. 7. Remove fan and dehumidifier unit the following day after placement. 8. Replace drywall section, tape, mud and texture. 9. Paint to match ceiling color.	
labor and Materials	\$ 3,400.00
TOTAL	\$ 3,400.00

If you have any questions concerning this invoice, contact Jorge Castro, (619) 368-7556, jorge.castro@gmx.com

THANK YOU FOR YOUR BUSINESS!

J-1194

STONEBRIDGE II

Log for Job 839-1194
as of 03/10/21 at 07:14

Job Name: Roof Leak Unit 24

Status: Referred to Jorge Castro

Job Date: 6 March 21, Saturday

03/06/21: Received an email of a roof leak in unit 24. Management will send out a handyman today to try and resolve the issue before the rains on Wednesday. -rc
03/07/21: Jorge Castro the handyman reported the roof repair will happen today. The area the roof needs to be repaired is extensive and is a big area. There is water damage and mold in the closet. There is also mold by the floor by the bed that will be opened up today to see the damage. Roof repairs will happen today as well as they dry down between the roof and closet ceiling. The mold will be repaired as well. Drywall and patching will be repaired today. May need to come back in the next few days to paint the repaired area. Trying to do as much repairs as possible before the rain today and tomorrow. -rc
03/09/21: Jorge Castro hand torched a 10x10 are on the roof. there is no where for water to go it just puddles on the roof when it rains. Jorge tried to do his best to make it where the water can go down the gutter. Due to the roof being so old and warped it was hard to accomplish. Dehumidifier has been in the master bedroom for 3 days to dry out the wet area in the bedroom. There was mold that has been removed properly. Tenants had to stay in a hotel because they have a newborn and they weren't able to sleep in the room for until the work was done due to exposing the mold. Work should be completed by 03/10/21.
03/10/21: Jorge was able to get into the unit today and finish the job. He repaired the hole in the ceiling. drywall the exposed area. patched and painted to match. \$3400.00





License # 943106
12319 Via Hacienda
El Cajon, CA

DATE: 3/11/21

Job Address:
1434 Hilltop Drive
Chula Vista, Ca 91911

DESCRIPTION	AMOUNT
Scope of Work: 1. Removal of large amount of trash around the dumpsters areas, including a Christmas tree, a flat screen TV various types of furniture and wood panels.	300.00
TOTAL	\$ 300.00

If you have any questions concerning this invoice, contact Jorge Castro, (619) 368-7556, jorge.castro@gmx.com

THANK YOU FOR YOUR BUSINESS!

J- 1197
m

STONEBRIDGE II

Log for Job 839-1197
as of 03/10/21 at 08:03

Job Name: Trash by garbage can

Status: Referred to Jorge Castro

Job Date: 9 March 21, Tuesday

03/09/21: Management asked Jorge Castro if he could dispose of the trash out by the dumpster. Picture are in V drive. He disposed of the trash. \$300.00. -rc



Stonebridge II Maintenance Corporation
855-669-2103
PO Box 34398 - 839
San Diego, CA 92163-4398

Banca Popular North America
7900 Miami Lakes Dr. West
Miami Lakes, FL 33093
46-54

005226

March 18, 2021

PAY TO THE
ORDER OF

JORGE CASTRO

\$3,700.00

THREE THOUSAND SEVEN HUNDRED AND 00/100 ***** DOLLARS

Jorge Castro
12319 Via Hacienda
El Cajon, CA 92019

MEMO: Invoice#

COPY *****

Choice Locksmithing & Security, Inc.

10117 Carrie Ellen Court

Santee, CA 92071

Locksmith Lic. #LCO4369

Contractor Lic. #905637

Invoice

Date	Invoice #
3/16/2021	031621STB

Bill To		Job Site / Location				
Stonebridge c/o ceosd.net PO Box 34398-510 San Diego, CA 92163-4398 Office: 855-669-2103 Fax: 619-296-4640		Stonebridge HOA 1434 Hilltop Drive Chula Vista, CA 91911 Rear Pedestrian Gate				
P.O. Number		Terms	Rep	Ordered By	Referred By	
839-		Net 30	JP	Ruben		
Quantity	Item Code	Description		Price Ea.	Amount	
1	Labor-Non	Check lock & gate, lock is fine, gate was propped open with rocks, gatesprings are welded (preventing adjustment) and worn out causing gate to slam. Recommend welding gate extensions and weld in a header plate to install a hydraulic closer. Check for proper operation.		40.00	40.00	
1	Service Call	Service Call		85.00	85.00	
		Sales Tax		7.75%	0.00	
<i>5-1200</i> <i>m</i>						
Office: 619-562-8700 Fax: 619-562-1177 E-mail: jeff@choicelocksmithing.com Website: www.choicelocksmithing.com				Total		\$125.00
				Payments/Credits		\$0.00
				Balance Due		\$125.00
				Thank you for your business.		

Stonebridge II Maintenance Corporation
855-669-2103
PO Box 34398 - 839
San Diego, CA 92163-4398

Banca Popular North America
7900 Miami Lakes Dr. West
Miami Lakes, FL 33093
46-54

005227

March 24, 2021

PAY TO THE
ORDER OF

CHOICE LOCKSMITHING & SECURITY, INC.

\$125.00

ONE HUNDRED TWENTY FIVE AND 00/100 ***** DOLLARS

Choice Locksmithing & Security, Inc.
10117 Carrie Ellen Court
Santee, CA 92071

MEMO: Invoice # 031621STB

Choice Locksmithing & Security, Inc.

10117 Carrie Ellen Court

Santee, CA 92071

Locksmith Lic. #LCO4369

Contractor Lic. #905637

Invoice

Date	Invoice #
3/20/2021	032021STB

Bill To			Job Site / Location		
Stonebridge c/o ceosd.net PO Box 34398-510 San Diego, CA 92163-4398 Office: 855-669-2103 Fax: 619-296-4640			Stonebridge HOA 1434 Hilltop Drive Chula Vista, CA 91911 Rear Pedestrian Gate		
P.O. Number	Terms	Rep	Ordered By	Referred By	
839-	Net 30	JP	Ruben		
Quantity	Item Code	Description	Price Ea.	Amount	
1	Hardware	Hydraulic Closer	145.00	145.00T	
1	Hardware	Square Stock Steel	95.00	95.00T	
2	Hardware	Spray Paint	9.50	19.00T	
3	Labor-Non	Welding Labor- Set-up & weld square-stock to extend gate, weld square-stock to extend gate posts and weld in a square-stock header.	125.00	375.00	
2	Labor-Non	Cut & prep square stock to make extenders and header, paint black.	80.00	160.00	
1	Labor-Non	Install hydraulic closer, adjust to close properly. Check for proper operation.	80.00	80.00	
1	Service Call	Service Call	85.00	85.00	
		Sales Tax	7.75%	20.07	
J-1199 K			Total		\$979.07
			Payments/Credits		\$0.00
			Balance Due		\$979.07
			All work is complete!		
Office: 619-562-8700					
Fax: 619-562-1177					
E-mail: jeff@choicelocksmithing.com					
Website: www.choicelocksmithing.com					

Stonebridge II Maintenance Corporation
855-669-2103
PO Box 34398 - 839
San Diego, CA 92163-4398

Banca Popular North America
7900 Miami Lakes Dr. West
Miami Lakes, FL 33093
46-54

005228

March 24, 2021

PAY TO THE
ORDER OF

CHOICE LOCKSMITHING & SECURITY, INC.

\$979.07

NINE HUNDRED SEVENTY NINE AND 07/100 ***** DOLLARS

Choice Locksmithing & Security, Inc.
10117 Carrie Ellen Court
Santee, CA 92071

MEMO: Invoice # 032021STB



INVOICE #359

ISSUED:

Feb 28, 2021

DUE:

Mar 30, 2021

RECIPIENT:**Stonebridge II H.O.A. and ceosd.net**P.O. Box 34398-839
San Diego, Ca 92163-4398**SENDER:****Aquaphoria Pool and Spa Services LLC**1555 Northrim Court
Unit 273
San Diego, California 92111**SERVICE ADDRESS:**1424 Hilltop Dr
Chula Vista, Ca 91911

Phone: (619) 268-1132

Email: aquaphoriasd@gmail.com

For Pool Services Rendered in February 2021

PRODUCT / SERVICE	DESCRIPTION	QTY.	UNIT COST	TOTAL
Regular Pool Maintenance	Water tested, chemicals adjusted, walls/steps/benches brushed, debris netted out, baskets emptied, vacuumed as needed. Filters scheduled for cleaning every 4 months.	1	\$275.00	\$275.00
Chemicals	Per bottle	24	\$4.00	\$96.00

Thank you for your business. Please contact us with any questions regarding this invoice.

Total	\$371.00
Account balance	\$371.00

Stonebridge II Maintenance Corporation
855-669-2103
PO Box 34398 - 839
San Diego, CA 92163-4398

Banca Popular North America
7900 Miami Lakes Dr. West
Miami Lakes, FL 33093
46-54

005214

March 03, 2021

PAY TO THE
ORDER OF

AQUAPHORIA POOL & SPA SERVICES LLC

\$371.00

THREE HUNDRED SEVENTY ONE AND 00/100 ***** DOLLARS

Aquaphoria Pool & Spa Services LLC
1555 Northrim Court Unit 273
San Diego, CA 92111

MEMO: Invoice # 359

**YOUR LOGO
HERE**

Date: 3/16/2021
Invoice # 130

[Shellie Dailey
1434 Hilltop Dr. Unit 34
Chula Vista, CA 91911
619-206-8956
dailey-s@sbcglobal.net

TO CEO SD
[Stonebridge II
P.O. Box 34398 - 839
San Diego, CA 92163
(855-669-2103 ext. 839

SALESPERSON	JOB	PAYMENT TERMS	DUE DATE
Shellie Dailey	Cleaning of Club Room, Bathroom, Pool Area and Hallways	Within the Month	Within the Month

QTY	DESCRIPTION	UNIT PRICE	LINE TOTAL
1	Cleaning Pool Area	\$40	\$40.00
1	Cleaning Club Room	\$50	\$50.00
1	Cleaning Bathroom	\$25	\$25.00
1	Cleaning Hallway	\$50	\$50.00

For the month March

SUBTOTAL	\$165.00
SALES TAX	\$0.00
TOTAL	\$165.00

Make all checks payable to [Shellie Dailey]

Thank you for your business!

Stonebridge II Maintenance Corporation
855-669-2103
PO Box 34398 - 839
San Diego, CA 92163-4398

Banca Popular North America
7900 Miami Lakes Dr. West
Miami Lakes, FL 33093
46-5

005222

March 17, 2021

PAY TO THE
ORDER OF

SHELLIE DALLEY

\$165.00

ONE HUNDRED SIXTY FIVE AND 00/100 ***** DOLLARS

Shellie Dalley
1434 Hilltop Drive
Unit 34

Chula Vista, CA 91911

MEMO: Invoice # 130

COPY



Lloyd Pest Control
1331 Morena Blvd #300
San Diego, CA 92110
1-800-223-2847
www.lloydpest.com

Invoice

March 11, 2021 - #7349842

Billing Location: #101773

Service Location: #101773

Invoice Total \$80.00

STONE BRIDGE II HOA
PO BOX 34398-839
San Diego, CA 92163-4398

STONEBRIDGE II HOA
1434-1436 Hilltop Dr
Chula Vista, CA 91911-5200

Amount Enclosed: _____

INVOICE(S) #7349842
\$80.00

Please detach and return top portion with payment

Service Address: 1434-1436 Hilltop Dr, Chula Vista, CA 91911

Current Invoice #7349842			
Date	Work Order	Description	Total
03/11/2021	W7442725	Property Management Monthly Service Program	\$80.00
		Total	\$80.00

Terms: NET30

Late payments are subject to a 1.5% per month finance charge

We have a new, user-friendly scheduling and billing system. If we have your e-mail address on file, we have now sent you a message with the details of your service, and a link to your personal customer portal to view service slips and pay electronically. (If you didn't receive an e-mail from us, we don't have your correct e-address. Just drop us a note at info@lloydpest.com and request portal access. Please include your service address or account number.)



Local: 1-800-223-2847
Toll Free:
accounting-info@lloydpest.com

www.lloydpest.com
Page 1 of 1

Stonebridge II Maintenance Corporation
855-669-2103
PO Box 34398 - 839
San Diego, CA 92163-4398

Banca Popular North America
7900 Miami Lakes Dr. West
Miami Lakes, FL 33093
46-54

005225

March 17, 2021

PAY TO THE
ORDER OF

LLOYD PEST CONTROL

\$80.00

EIGHTY AND 00/100 ***** DOLLARS

LLOYD PEST CONTROL
1331 Morena Blvd #300
San Diego, CA 92110

MEMO: Invoice # 7349842

COPY

Tamco Builders, Inc.

1284 Finch Place

Chula Vista, CA 91911

US

(619)370-1365

tamcobuilders@yahoo.co

m



General Contractor-LIC #868478

INVOICE

BILL TO

Stonebridge II

CEOSD Property

Management

PO Box 34398-839

San Diego, CA 92163 4398

INVOICE # 2137

DATE 02/24/2021

DUE DATE 03/01/2021

TERMS Due on receipt

ACTIVITY

AMOUNT

Services

1,825.00

For monthly landscaping service for the month of March

Thank you for your business!

BALANCE DUE

\$1,825.00

Stonebridge II Maintenance Corporation
855-669-2103
PO Box 34398 - 839
San Diego, CA 92163-4398

Banca Popular North America
7900 Miami Lakes Dr. West
Miami Lakes, FL 33093
46-54

005223

March 17, 2021

PAY TO THE
ORDER OF

TAMCO BUILDERS, INC.

\$1,825.00

ONE THOUSAND EIGHT HUNDRED TWENTY FIVE AND 00/100 ***** DOLLARS

Tamco Builders, Inc.
1284 Finch Place
Chula Vista, CA 91911

MEMO: Invoice # 2137



ACCOUNT NUMBER **8296 342 220 3**
SERVICE FOR
STONEBRIDGE II HOA
1434 HILLTOP DR HM
CHULA VISTA, CA 91911

DATE MAILED Feb 18, 2021
sdge.com

Page 1 of 6

Sign up to go Paperless



Sign up to go Paperless today.
Visit sdge.com/go-paperless-today.

When stormy weather is headed your way, be aware and be prepared. Don't touch downed power lines; call 911. Get more safety tips at sdge.com/safety.

Bill Discount: You can save 30% or more on your monthly energy bill. Eligibility is based on participation in certain public assistance programs or current household income and the number of people living in your home. To apply, call 1-877-646-5525 or visit sdge.com/CARE.

Descuento en la factura: Puede ahorrar 30% o más en su factura mensual de energía. Los requisitos del programa se basan en la participación en ciertos programas de asistencia pública, o el ingreso anual y el número de personas que viven en el hogar. Para aplicar, llame al 1-877-646-5525 o visite sdge.com/CARE.

Account Summary

Previous Balance		\$3,262.22
Payment Received	02/03/21	THANK YOU - 3,262.22
Current Charges		+ 1,957.25
Total Amount Due		\$1,957.25

Summary of Current Charges

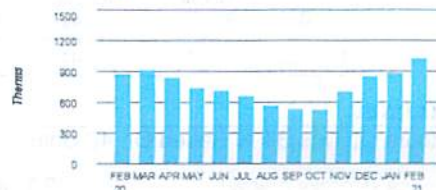
(See page 2 for details)

Billing Period	Usage	Amount(\$)
Gas Jan 15, 2021 - Feb 16, 2021	1,030 Therms	1,957.25
Total Charges this Month		\$1,957.25

DATE DUE Mar 9, 2021

AMOUNT DUE \$1,957.25

Gas Usage History (Total therms used)



1,030

Therms used

32.2

Daily avg therms

28.5

Daily avg therms last month

6.3%

Change in daily avg therms from last year

13.0%

Change in daily avg therms from last month

32

Days in billing cycle



PLEASE KEEP THIS PORTION FOR YOUR RECORDS. (FAVOR DE GUARDAR ESTA PARTE PARA SUS REGISTROS.)

PLEASE RETURN THIS PORTION WITH YOUR PAYMENT. (FAVOR DE DEVOLVER ESTA PARTE CON SU PAGO.)



SERVICE ADDRESS: 1434 HILLTOP DR HM CV 91911

7001.1.10.5164 1 oz.



STONEBRIDGE II HOA
C/O CEOSD.NET
PO BOX 34398-839
SAN DIEGO CA 92163-9602

Save Paper &
Postage
PAY ONLINE
sdge.com

ACCOUNT NUMBER
8296 342 220 3

DATE DUE Mar 9, 2021

AMOUNT DUE \$1,957.25

Please enter amount enclosed.

\$

Write account number on check and make payable to San Diego Gas & Electric.

SAN DIEGO GAS & ELECTRIC
PO BOX 25111
SANTA ANA CA 92799-5111

CY 10



3 2 10000829634222000001957250000195725

Detail of Current Charges - Continued

TAXES & FEES ON GAS CHARGES

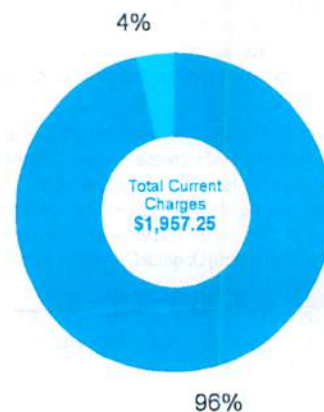
		Amount (\$)
Chula Vista City Tax	1,030 Therms x \$.009190	9.47
Public Purpose Program	1,030 Therms x \$.057610	59.34
State Regulatory Fee	1,030 Therms x \$.005770	5.94

Total Taxes & Fees on Gas Charges \$74.75

Total Gas Service \$1,957.25

Total Current Charges \$1,957.25

Breakdown of Current Charges



The total current charges include the following components. Definitions for these terms are shown on page 4 of your bill.

Gas Charges

Gas Service \$1,882.50

(*) Other Charges & Credits (Gas)

Public Purpose Programs \$59.34
Other \$15.41

Total Current Charges \$1,957.25



Stonebridge II Maintenance Corporation
855-669-2103
PO Box 34398 - 839
San Diego, CA 92163-4398

Banca Popular North America
7900 Miami Lakes Dr. West
Miami Lakes, FL 33093
46-54

005215

March 03, 2021

PAY TO THE
ORDER OF

SAN DIEGO GAS & ELECTRIC

\$2,517.38

TWO THOUSAND FIVE HUNDRED SEVENTEEN AND 38/100 ***** DOLLARS

San Diego Gas & Electric
Po Box 25110
Santa Ana, CA 92799-5110



ACCOUNT NUMBER 8296 337 167 3
SERVICE FOR
STONEBRIDGE II HOA
1434 HILLTOP DR HM
CHULA VISTA, CA 91911

DATE MAILED Feb 17, 2021
sdge.com

Page 1 of 10

Sign up to go Paperless



Sign up to go Paperless today.
Visit sdge.com/go-paperless-today.

When stormy weather is headed your way, be aware and be prepared. Don't touch downed power lines; call 911. Get more safety tips at sdge.com/safety.

Bill Discount: You can save 30% or more on your monthly energy bill. Eligibility is based on participation in certain public assistance programs or current household income and the number of people living in your home. To apply, call 1-877-646-5525 or visit sdge.com/CARE.

Descuento en la factura: Puede ahorrar 30% o más en su factura mensual de energía. Los requisitos del programa se basan en la participación en ciertos programas de asistencia pública, o el ingreso anual y el número de personas que viven en el hogar. Para aplicar, llame al 1-877-646-5525 o visite sdge.com/CARE.

Account Summary

Previous Balance			\$372.41
Payment Received	02/03/21	THANK YOU	- 372.41
Current Charges			451.64
Total Amount Due			\$451.64

Summary of Current Charges

(See page 2 for details)

Billing Period	Usage	Amount(\$)
Electric - 06123921 Jan 14, 2021 - Feb 15, 2021	254 kWh	75.36
Electric - 06123995 Jan 14, 2021 - Feb 15, 2021	1,080 kWh	376.28
Total Charges this Month		\$451.64

Regulatory Notices

- All customers are required to pay a Competition Transition Charge as part of the charges above, including those who choose an electric service provider other than SDGE.
- For applicable customers, the current DWR Bond Charge line item is now used for collecting for the California Wildfire Fund charge effective Oct 1, 2020. Once SDGE has implemented its new customer information system in 2021, the line item will be renamed the Wildfire Fund. The amount collected is not impacted.

PLEASE KEEP THIS PORTION FOR YOUR RECORDS. (FAVOR DE GUARDAR ESTA PARTE PARA SUS REGISTROS.)

PLEASE RETURN THIS PORTION WITH YOUR PAYMENT. (FAVOR DE DEVOLVER ESTA PARTE CON SU PAGO.)



Save Paper &
Postage
PAY ONLINE
sdge.com

ACCOUNT NUMBER
8296 337 167 3

SERVICE ADDRESS: 1434 HILLTOP DR HM CV 91911

6996.1.1.316 2 oz.



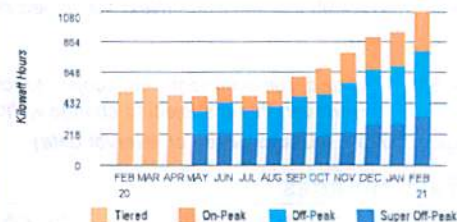
STONEBRIDGE II HOA
C/O CEOSD.NET
PO BOX 34398-839
SAN DIEGO CA 92163-9602

DATE DUE Mar 8, 2021

AMOUNT DUE \$451.64

Electric Usage History (Total kWh used)

Meter Number: 06123995

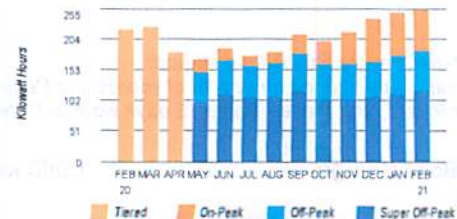


1,080 kWh used

33.8 Daily avg kWh
30.3 Daily avg kWh last month
93.1% ↑ Change in daily avg kWh from last year
11.6% ↑ Change in daily avg kWh from last month
2.6 Max monthly demand
2.6 Max annual demand
32 Days in billing cycle

Electric Usage History (Total kWh used)

Meter Number: 06123921



254 kWh used

7.9 Daily avg kWh
8.0 Daily avg kWh last month
3.9% ↑ Change in daily avg kWh from last year
1.3% ↓ Change in daily avg kWh from last month
.6 Max monthly demand
.6 Max annual demand
32 Days in billing cycle

DATE DUE Mar 8, 2021

AMOUNT DUE \$451.64

Please enter amount enclosed.



Write account number on check and make payable to San Diego Gas & Electric.

SAN DIEGO GAS & ELECTRIC
PO BOX 25111
SANTA ANA CA 92799-5111

3 2 90000829633716700000451640000045164

Detail of Current Charges

Electric Service

Rate: Time of Use - TOU-DR1-Residential

Climate Zone: Coastal

Baseline Allowance: 294 kWh

Billing Period: 1/14/21 - 2/15/21

Total Days: 32

Meter Number: 06123995

(Next scheduled read date Mar 17, 2021)

Cycle: 10

Meter Constant: 1.000

Circuit: 0153 *Your circuit is currently not subject to rotating outage. However, this is subject to change without notice.*

Total Usage: 1,080 (Usage based on interval data)

ELECTRIC CHARGES

				Amount(\$)
Electricity Delivery (Details below) 559 kWh				
WINTER USAGE	On-Peak	Off-Peak	Super Off-Peak	
kWh used	143	237	179	
Rate/kWh	\$.27206	\$.27206	\$.27206	
17 Day Charge	\$38.90	+ \$64.48	+ \$48.70	= 152.08

Electricity Delivery (Details below) 521 kWh				
WINTER USAGE	On-Peak	Off-Peak	Super Off-Peak	
kWh used	133	227	161	
Rate/kWh	\$.31375	\$.31375	\$.31375	
15 Day Charge	\$41.73	+ \$71.22	+ \$50.51	= 163.46



Rate Change This Billing Period:

There was a rate change on day 18 of your Billing Period. Therefore, your charges for the first 17 days were at Rate 1, and the remaining 15 days were at Rate 2.

DWR Bond Charge 1,080 kWh x \$.00580 6.26

(Continued on next page)

Important Phone Numbers



1-800-411-SDGE (7343) English
1-800-311-SDGE (7343) Español
1-877-889-SDGE (7343) TTY

M-F, 7am-8pm, Sat, 7am-6pm

For emergencies and to report outages, please call 24 hours a day, 7 days a week. 1-800-611-7343

To locate underground cables & gas pipes, please call DigAlert, Monday-Friday, 6am-7pm. 8-1-1

To make a payment using your credit or debit card via a third party vendor, call. 1-800-386-0067

Payment Options \$ Please visit sdge.com/residential/pay-your-bill for more ways to pay your bill.



Online Bill Pay:

Register to make a secure payment now or schedule your payment at myaccount.sdge.com, or visit your bank's website for home banking options.



Credit/Debit:

Pay by credit/debit card via third party vendor (fee applies) by visiting sdge.com/residential/pay-your-bill. Click on the Bill Matrix link or call 1-800-386-0067 to make a payment.



Mobile:

SDG&E's free app for your mobile device gives you more ways to connect with us. Visit sdge.com/mobileapps to download.



In Person:

To find the nearest location and hours of operation, visit sdge.com/locations.



Need help paying your bill?

For payment options or to make payment arrangements, visit us at sdge.com/assistance or call 1-800-411-7343.



By Mail:

Mail your check or money order, along with the payment stub at the bottom of your bill, in the enclosed envelope to SDG&E, PO Box 25111, Santa Ana, CA 92799-5111.



ACCOUNT NUMBER 8296 337 167 3

DATE DUE

Mar 8, 2021

DATE MAILED Feb 17, 2021

Page 3 of 10

sdge.com

Detail of Current Charges - Continued

Electricity Generation (Details below) 559 kWh

WINTER USAGE	On-Peak	Off-Peak	Super Off-Peak	
kWh used	143	237	179	
Rate/kWh	\$0.07852	\$0.06969	\$0.05989	
17 Day Charge	\$11.23	+ \$16.52	+ \$10.72	= 38.47

Electricity Generation (Details below) 521 kWh

WINTER USAGE	On-Peak	Off-Peak	Super Off-Peak	
kWh used	133	227	161	
Rate/kWh	\$0.08901	\$0.07901	\$0.06792	
15 Day Charge	\$11.84	+ \$17.94	+ \$10.94	= 40.72

DWR Revenue Adjustment	-04
Baseline Adjustment Credit	-29.18

Total Electric Charges \$371.77

TAXES & FEES ON ELECTRIC CHARGES

	Amount (\$)
Chula Vista City Tax	1,080 kWh x \$.002500 2.70
Franchise Fees on Electric Energy Supplied by Others	6.22 x 1.10% .07
State Surcharge Tax	1,080 kWh x \$.000300 .33
State Regulatory Fee	1,080 kWh x \$.001300 1.41

Total Taxes & Fees on Electric Charges \$4.51**Total Electric Service \$376.28**

Electric Service

Rate: Time of Use - TOU-DR1-Residential	Climate Zone: Coastal
Baseline Allowance: 294 kWh	
Billing Period: 1/14/21 - 2/15/21	Total Days: 32
Meter Number: 06123921	(Next scheduled read date Mar 17, 2021) Cycle: 10
Meter Constant: 1.000	Billing Voltage Level: Secondary
Circuit: 0153	Your circuit is currently not subject to rotating outage. However, this is subject to change without notice.
Total Usage: 254	(Usage based on interval data)

ELECTRIC CHARGES

Electricity Delivery (Details below) 137 kWh

WINTER USAGE	On-Peak	Off-Peak	Super Off-Peak	
kWh used	38	36	63	
Rate/kWh	\$0.27206	\$0.27206	\$0.27206	
17 Day Charge	\$10.34	+ \$9.79	+ \$17.14	= 37.27

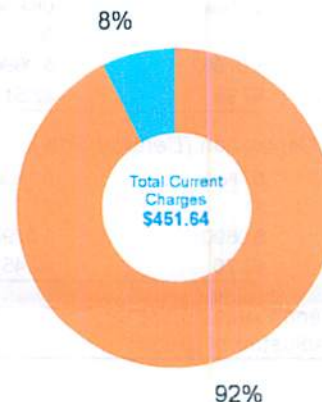
Electricity Delivery (Details below) 117 kWh

WINTER USAGE	On-Peak	Off-Peak	Super Off-Peak	
kWh used	31	31	55	
Rate/kWh	\$0.31375	\$0.31375	\$0.31375	
15 Day Charge	\$9.73	+ \$9.73	+ \$17.26	= 36.72

DWR Bond Charge	254 kWh x \$.00580	1.47
-----------------	--------------------	------

(Continued on next page)

Breakdown of Current Charges



The total current charges include the following components. Definitions for these terms are shown on page 7 of your bill.

Meter Number: 06123995**Period: 01/14 - 02/15****Electric Charges**

Electricity Generation	\$79.19
Transmission	\$60.80
Distribution	\$127.45
Nuclear Decommissioning	\$0.07
Competition Transition Charge	\$1.15
Local Generation Charge	\$10.90
Reliability Services	\$0.03
Total Rate Adj. Comp.	\$69.27

(*) Other Charges & Credits (Electric)

Public Purpose Programs	\$16.69
DWR Bond Charge	\$6.26
DWR Revenue Adjustment	-\$0.04
Other	\$4.51

Meter Number: 06123921**Period: 01/14 - 02/15****Electric Charges**

Electricity Generation	\$18.21
Transmission	\$14.21
Distribution	\$29.94
Nuclear Decommissioning	\$0.02
Competition Transition Charge	\$0.28
Local Generation Charge	\$2.56
Total Rate Adj. Comp.	\$3.68

(*) Other Charges & Credits (Electric)

Public Purpose Programs	\$3.94
DWR Bond Charge	\$1.47
DWR Revenue Adjustment	-\$0.01
Other	\$1.06

Total Current Charges \$451.64



DATE DUE

sdge.com

Mar 8, 2021

Detail of Current Charges - Continued

Electricity Generation (Details below) 137 kWh

WINTER USAGE	On-Peak	Off-Peak	Super Off-Peak	
kWh used	38	36	63	
Rate/kWh	\$.07852	\$.06969	\$.05989	
17 Day Charge	\$2.98	+ \$2.51	+ \$3.77	= 9.26

Electricity Generation (Details below) 117 kWh

WINTER USAGE	On-Peak	Off-Peak	Super Off-Peak	
kWh used	31	31	55	
Rate/kWh	\$.08901	\$.07901	\$.06792	
15 Day Charge	\$2.76	+ \$2.45	+ \$3.74	= 8.95

DWR Revenue Adjustment	- .01
Baseline Adjustment Credit	-19.36

Total Electric Charges \$74.30

TAXES & FEES ON ELECTRIC CHARGES

	Amount (\$)
Chula Vista City Tax	254 kWh x \$.002500 .63
Franchise Fees on Electric Energy Supplied by Others	1.46 x 1.10% .02
State Surcharge Tax	254 kWh x \$.000300 .08
State Regulatory Fee	254 kWh x \$.001300 .33

Total Taxes & Fees on Electric Charges \$1.06

Total Electric Service \$75.36

Total Current Charges \$451.64

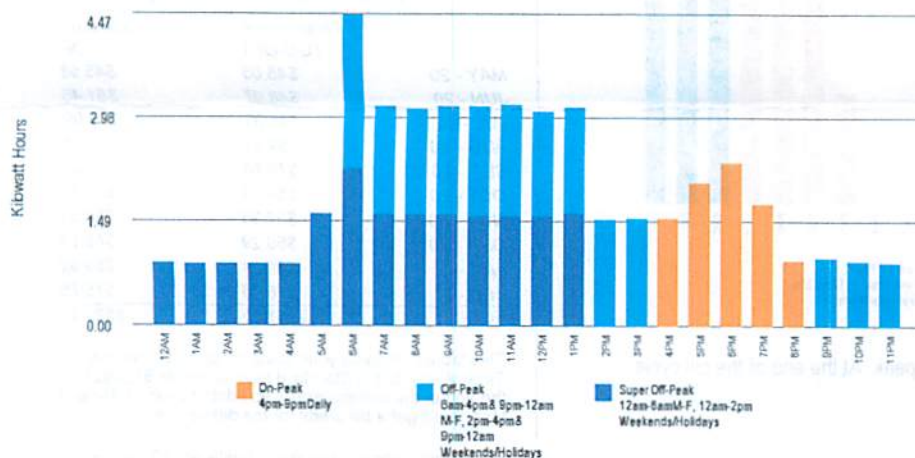
Your Electricity Dashboard

*Charts may not display if usage data is unavailable

Meter Number: 06123995

Period: 01/14 - 02/15

Average Hourly Electric Usage



For each day in the billing cycle, an hourly usage is calculated by peak. At the end of the bill cycle, hourly usage is averaged and displayed on the chart by peak.

Highest Usage Hour

Highest Usage Hour this month:

2.6 kWh on January 20, 2021 from 11am to 12pm

This is the highest amount of electricity used at a given point in time.

Meter Number: 06123995

Time of Use - Electricity

Winter	kWh	Nov 1 - Feb 28
On-Peak	276	4pm-8pm Daily
Off-Peak	464	8am-4pm & 9pm-12am M-F, 2pm-4pm & 9pm-12am Weekends/Holidays
Super Off	340	12am-6am M-F, 12am-2pm Weekends/Holidays
Total	1,080	

1 Year No Risk Pricing

	Time of Use TOU-DR1	Standard DR
MAY - 20	\$136.18	\$136.99
JUN - 20	\$156.44	\$158.01
JUL - 20	\$136.91	\$142.68
AUG - 20	\$145.93	\$154.96
SEP - 20	\$180.13	\$188.33
OCT - 20	\$211.85	\$212.40
NOV - 20	\$251.04	\$250.64
DEC - 20	\$288.54	\$288.58
JAN - 21	\$303.07	\$303.02
FEB - 21	\$376.28	\$376.40
Total	\$2,186.37	\$2,212.01

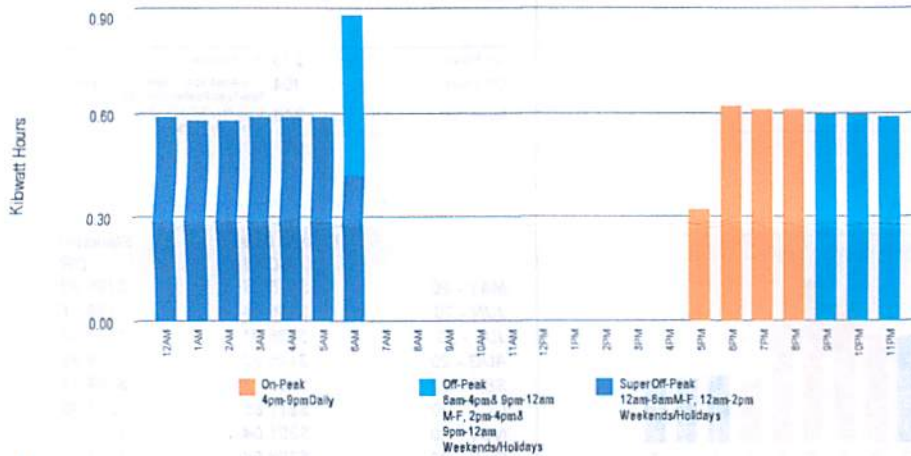
This table compares your costs for up to 12 months on Time of Use to the Standard plan for meter 6123995. At the end of the comparison, if you didn't save on Time of Use, you'll get a bill credit for the difference.

Este cuadro compara su gasto hasta por 12 meses en el plan Time of Use y en el plan Standard para el medidor 6123995. Al final de la comparación, si no ahorró con el plan Time of Use, obtendrá una bonificación en la factura por la diferencia.

Meter Number: 06123921

Period: 01/14 - 02/15

Average Hourly Electric Usage



For each day in the billing cycle, an hourly usage is calculated by peak. At the end of the bill cycle, hourly usage is averaged and displayed on the chart by peak.

Highest Usage Hour

Highest Usage Hour this month:

0.6 kWh on January 21, 2021 from 6pm to 7pm

This is the highest amount of electricity used at a given point in time.

Meter Number: 06123921

Time of Use - Electricity

Winter	kWh Nov 1 - Feb 28
On-Peak	69 4pm-9pm Daily
Off-Peak	67 8am-4pm & 9pm-12am M-F, 2pm-4pm & 9pm-12am Weekends/Holidays
Super Off	118 12am-8am M-F, 12am-2pm Weekends/Holidays
Total	254

1 Year No Risk Pricing

	Time of Use TOU-DR1	Standard DR
MAY - 20	\$45.05	\$45.68
JUN - 20	\$48.07	\$51.45
JUL - 20	\$41.33	\$49.09
AUG - 20	\$9.91	\$18.75
SEP - 20	\$18.68	\$26.82
OCT - 20	\$50.39	\$56.11
NOV - 20	\$57.33	\$60.38
DEC - 20	\$66.29	\$66.53
JAN - 21	\$69.34	\$69.62
FEB - 21	\$75.36	\$75.75
Total	\$481.75	\$520.18

This table compares your costs for up to 12 months on Time of Use to the Standard plan for meter 6123921. At the end of the comparison, if you didn't save on Time of Use, you'll get a bill credit for the difference.

Este cuadro compara su gasto hasta por 12 meses en el plan Time of Use y en el plan Standard para el medidor 6123921. Al final de la comparación, si no ahorró con el plan Time of Use, obtendrá una bonificación en la factura por la diferencia.



ACCOUNT NUMBER 8296 338 431 2
SERVICE FOR
STONEBRIDGE II HOA
1434 HILLTOP DR HM
CHULA VISTA, CA 91911

DATE MAILED Feb 17, 2021 Page 1 of 10
sdge.com

Sign up to go Paperless



Sign up to go Paperless today.
Visit sdge.com/go-paperless-today.

When stormy weather is headed your way, be aware and be prepared. Don't touch downed power lines; call 911. Get more safety tips at sdge.com/safety.

Bill Discount: You can save 30% or more on your monthly energy bill. Eligibility is based on participation in certain public assistance programs or current household income and the number of people living in your home. To apply, call 1-877-646-5525 or visit sdge.com/CARE.

Descuento en la factura: Puede ahorrar 30% o más en su factura mensual de energía. Los requisitos del programa se basan en la participación en ciertos programas de asistencia pública, o el ingreso anual y el número de personas que viven en el hogar. Para aplicar, llame al 1-877-646-5525 o visite sdge.com/CARE.

Account Summary

Previous Balance		\$85.27
Payment Received	02/03/21	THANK YOU - 85.27
Current Charges		+ 108.49
Total Amount Due		\$108.49

FEB 19 2021

Summary of Current Charges

(See page 2 for details)

Billing Period	Usage	Amount(\$)
Electric - 06088586 Jan 14, 2021 - Feb 15, 2021	227 kWh	67.49
Electric - 06054077 Jan 14, 2021 - Feb 15, 2021	138 kWh	41.00
Total Charges this Month		\$108.49

Regulatory Notices

- All customers are required to pay a Competition Transition Charge as part of the charges above, including those who choose an electric service provider other than SDGE.
- For applicable customers, the current DWR Bond Charge line item is now used for collecting for the California Wildfire Fund charge effective Oct 1, 2020. Once SDGE has implemented its new customer information system in 2021, the line item will be renamed the Wildfire Fund. The amount collected is not impacted.

PLEASE KEEP THIS PORTION FOR YOUR RECORDS. (FAVOR DE GUARDAR ESTA PARTE PARA SUS REGISTROS.)

PLEASE RETURN THIS PORTION WITH YOUR PAYMENT. (FAVOR DE DEVOLVER ESTA PARTE CON SU PAGO.)



SERVICE ADDRESS: 1434 HILLTOP DR HM CV 91911

6996.1.1.317 2 oz.



STONEBRIDGE II HOA
C/O CEOSD.NET
PO BOX 34398-839
SAN DIEGO CA 92163-4398

Save Paper &
Postage
PAY ONLINE
sdge.com

ACCOUNT NUMBER
8296 338 431 2

DATE DUE Mar 8, 2021

AMOUNT DUE \$108.49

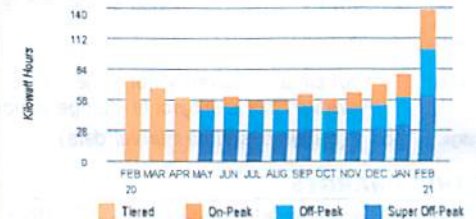
Please enter amount enclosed.



Write account number on check and make payable to San Diego Gas & Electric.

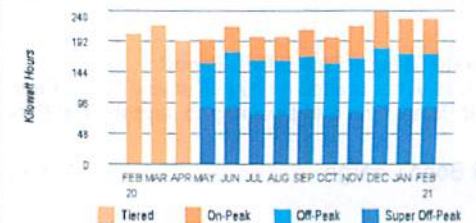
DATE DUE Mar 8, 2021
AMOUNT DUE \$108.49

Electric Usage History (Total kWh used)
Meter Number: 06054077



138 kWh used
Daily avg kWh 4.3
Daily avg kWh last month 2.5
Change in daily avg kWh from last year 72.0% ↑
Change in daily avg kWh from last month 72.0% ↑
Max monthly demand .8
Max annual demand .8
Days in billing cycle 32

Electric Usage History (Total kWh used)
Meter Number: 06088586



227 kWh used
Daily avg kWh 7.1
Daily avg kWh last month 7.3
Change in daily avg kWh from last year 1.4% ↑
Change in daily avg kWh from last month 2.7% ↓
Max monthly demand .5
Max annual demand .5
Days in billing cycle 32

SAN DIEGO GAS & ELECTRIC
PO BOX 25111
SANTA ANA CA 92799-5111

2 2 20000829633843100000108490000010849

Detail of Current Charges

Electric Service

Rate: Time of Use - TOU-DR1-Residential Climate Zone: Coastal

Baseline Allowance: 294 kWh

Billing Period: 1/14/21 - 2/15/21 Total Days: 32

Meter Number: 06054077 (Next scheduled read date Mar 17, 2021) Cycle: 10

Meter Constant: 1.000

Circuit: 0153 Your circuit is currently not subject to rotating outage. However, this is subject to change without notice.

Total Usage: 138 (Usage based on interval data)

ELECTRIC CHARGES

Electricity Delivery (Details below)				Amount(\$)
73 kWh				
WINTER USAGE	On-Peak	Off-Peak	Super Off-Peak	
kWh used	20	21	32	
Rate/kWh	\$.27206	\$.27206	\$.27206	
17 Day Charge	\$5.44	+ \$5.71	+ \$8.71	= 19.86

Electricity Delivery (Details below)				65 kWh
WINTER USAGE	On-Peak	Off-Peak	Super Off-Peak	
kWh used	16	21	28	
Rate/kWh	\$.31375	\$.31375	\$.31375	
15 Day Charge	\$5.02	+ \$6.59	+ \$8.79	= 20.40



Rate Change This Billing Period:

There was a rate change on day 18 of your Billing Period. Therefore, your charges for the first 17 days were at Rate 1, and the remaining 15 days were at Rate 2.

DWR Bond Charge 138 kWh x \$.00580 .80

(Continued on next page)

Important Phone Numbers



1-800-411-SDGE (7343) English

1-800-311-SDGE (7343) Español

1-877-889-SDGE (7343) TTY

M-F, 7am-8pm, Sat, 7am-6pm

For emergencies and to report outages, please call 24 hours a day, 7 days a week. **1-800-611-7343**

To locate underground cables & gas pipes, please call DigAlert, Monday-Friday, 6am-7pm. **8-1-1**

To make a payment using your credit or debit card via a third party vendor, call. **1-800-386-0067**

Payment Options \$ Please visit sdge.com/residential/pay-your-bill for more ways to pay your bill.



Online Bill Pay:

Register to make a secure payment now or schedule your payment at myaccount.sdge.com, or visit your bank's website for home banking options.



Credit/Debit:

Pay by credit/debit card via third party vendor (fee applies) by visiting sdge.com/residential/pay-your-bill. Click on the Bill Matrix link or call 1-800-386-0067 to make a payment.



Mobile:

SDG&E's free app for your mobile device gives you more ways to connect with us. Visit sdge.com/mobileapps to download.



In Person:

To find the nearest location and hours of operation, visit sdge.com/locations.



Need help paying your bill?

For payment options or to make payment arrangements, visit us at sdge.com/assistance or call 1-800-411-7343.



By Mail:

Mail your check or money order, along with the payment stub at the bottom of your bill, in the enclosed envelope to SDG&E, PO Box 25111, Santa Ana, CA 92799-5111.



ACCOUNT NUMBER 8296 338 431 2

DATE DUE

Mar 8, 2021

DATE MAILED Feb 17, 2021

Page 3 of 10

sdge.com

Detail of Current Charges - Continued

Electricity Generation (Details below) 73 kWh

WINTER USAGE	On-Peak	Off-Peak	Super Off-Peak	
kWh used	20	21	32	
Rate/kWh	\$0.07852	\$0.06969	\$0.05989	
17 Day Charge	\$1.57	+ \$1.46	+ \$1.92	= 4.95

Electricity Generation (Details below) 65 kWh

WINTER USAGE	On-Peak	Off-Peak	Super Off-Peak	
kWh used	16	21	28	
Rate/kWh	\$0.08901	\$0.07901	\$0.06792	
15 Day Charge	\$1.42	+ \$1.66	+ \$1.90	= 4.98

DWR Revenue Adjustment	-0.01
Baseline Adjustment Credit	-10.53

Total Electric Charges \$40.45

TAXES & FEES ON ELECTRIC CHARGES

	Amount (\$)
Chula Vista City Tax	138 kWh x \$.002500 .34
State Surcharge Tax	138 kWh x \$.000300 .04
State Regulatory Fee	138 kWh x \$.001300 .17

Total Taxes & Fees on Electric Charges \$0.55**Total Electric Service \$41.00**

Electric Service

Rate: Time of Use - TOU-DR1-Residential	Climate Zone: Coastal
Baseline Allowance: 294 kWh	
Billing Period: 1/14/21 - 2/15/21	Total Days: 32
Meter Number: 06088586	(Next scheduled read date Mar 17, 2021) Cycle: 10
Meter Constant: 1.000	Billing Voltage Level: Secondary
Circuit: 0153	Your circuit is currently not subject to rotating outage. However, this is subject to change without notice.
Total Usage: 227	(Usage based on interval data)

ELECTRIC CHARGES

	Amount (\$)
Electricity Delivery (Details below) 122 kWh	
WINTER USAGE	
kWh used	29
Rate/kWh	\$0.27206
17 Day Charge	\$7.89
	+ \$12.24
	+ \$13.06
	= 33.19

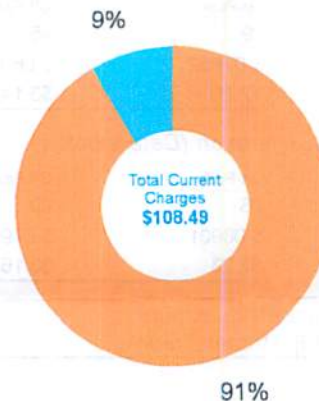
Electricity Delivery (Details below) 105 kWh

WINTER USAGE	On-Peak	Off-Peak	Super Off-Peak	
kWh used	25	40	40	
Rate/kWh	\$0.31375	\$0.31375	\$0.31375	
15 Day Charge	\$7.84	+ \$12.55	+ \$12.55	= 32.94

DWR Bond Charge	227 kWh x \$.00580	1.32
-----------------	--------------------	------

(Continued on next page)

Breakdown of Current Charges



The total current charges include the following components. Definitions for these terms are shown on page 7 of your bill.

Meter Number: 06054077

Period: 01/14 - 02/15

Electric Charges

Electricity Generation	\$9.93
Transmission	\$7.73
Distribution	\$16.27
Competition Transition Charge	\$1.18
Local Generation Charge	\$1.40
Total Rate Adj. Comp.	\$2.01

Other Charges & Credits (Electric)

Public Purpose Programs	\$2.14
DWR Bond Charge	\$0.80
DWR Revenue Adjustment	-\$0.01
Other	\$0.55

Meter Number: 06088586

Period: 01/14 - 02/15

Electric Charges

Electricity Generation	\$16.40
Transmission	\$12.71
Distribution	\$26.76
Nuclear Decommissioning	\$0.02
Competition Transition Charge	\$0.22
Local Generation Charge	\$2.29
Total Rate Adj. Comp.	\$3.29

Other Charges & Credits (Electric)

Public Purpose Programs	\$3.53
DWR Bond Charge	\$1.32
DWR Revenue Adjustment	-\$0.01
Other	\$0.96

Total Current Charges \$108.49



ACCOUNT NUMBER 8296 338 431 2

DATE DUE

Mar 8, 2021

DATE MAILED Feb 17, 2021

Page 4 of 10

sdge.com

Detail of Current Charges - Continued

Electricity Generation (Details below) 122 kWh

WINTER USAGE	On-Peak	Off-Peak	Super Off-Peak	
kWh used	29	45	48	
Rate/kWh	\$0.07852	\$0.06969	\$0.05989	
17 Day Charge	\$2.28	+ \$3.14	+ \$2.87	= 8.29

Electricity Generation (Details below) 105 kWh

WINTER USAGE	On-Peak	Off-Peak	Super Off-Peak	
kWh used	25	40	40	
Rate/kWh	\$0.08901	\$0.07901	\$0.06792	
15 Day Charge	\$2.23	+ \$3.16	+ \$2.72	= 8.11

DWR Revenue Adjustment	-01
Baseline Adjustment Credit	-17.31

Total Electric Charges \$66.53**TAXES & FEES ON ELECTRIC CHARGES**

	Amount (\$)
Chula Vista City Tax	227 kWh x \$.002500 .57
Franchise Fees on Electric Energy Supplied by Others	1.31 x 1.10% .02
State Surcharge Tax	227 kWh x \$.000300 .07
State Regulatory Fee	227 kWh x \$.001300 .30

Total Taxes & Fees on Electric Charges \$0.96**Total Electric Service \$67.49****Total Current Charges \$108.49**

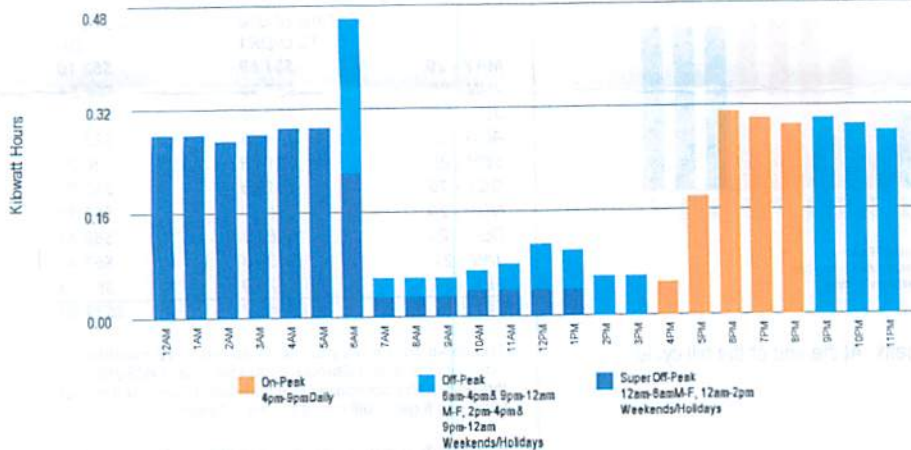
Your Electricity Dashboard

*Charts may not display if usage data is unavailable

Meter Number: 06054077

Period: 01/14 - 02/15

Average Hourly Electric Usage



For each day in the billing cycle, an hourly usage is calculated by peak. At the end of the bill cycle, hourly usage is averaged and displayed on the chart by peak.

Highest Usage Hour

Highest Usage Hour this month:

0.8 kWh on February 08, 2021 from 12pm to 1pm

This is the highest amount of electricity used at a given point in time.

Meter Number: 06054077

Time of Use - Electricity

Winter	kWh	Nov 1 - Feb 28
On-Peak	36	4pm-9pm Daily
Off-Peak	42	8am-4pm & 9pm-12am M-F, 2pm-4pm & 9pm-12am Weekends/Holidays
Super Off	60	12am-6am M-F, 12am-2pm Weekends/Holidays
Total	138	

1 Year No Risk Pricing

	Time of Use TOU-DR1	Standard DR
MAY - 20	\$14.82	\$14.97
JUN - 20	\$15.47	\$16.08
JUL - 20	\$13.82	\$15.35
AUG - 20	\$13.84	\$15.61
SEP - 20	\$15.34	\$17.01
OCT - 20	\$14.50	\$15.91
NOV - 20	\$16.87	\$17.60
DEC - 20	\$19.50	\$19.57
JAN - 21	\$22.01	\$22.09
FEB - 21	\$41.00	\$41.17
Total	\$187.17	\$195.36

This table compares your costs for up to 12 months on Time of Use to the Standard plan for meter 6054077. At the end of the comparison, if you didn't save on Time of Use, you'll get a bill credit for the difference.

Este cuadro compara su gasto hasta por 12 meses en el plan Time of Use y en el plan Standard para el medidor 6054077. Al final de la comparación, si no ahorró con el plan Time of Use, obtendrá una bonificación en la factura por la diferencia.



ACCOUNT NUMBER 8296 338 431 2

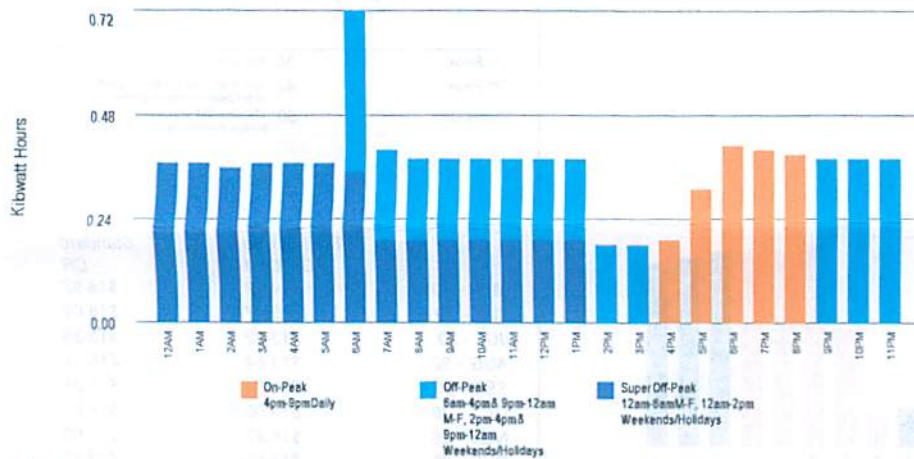
DATE DUE

Mar 8, 2021

DATE MAILED Feb 17, 2021

Page 6 of 10

sdge.com

Meter Number: 06088586**Period: 01/14 - 02/15****Average Hourly Electric Usage**

For each day in the billing cycle, an hourly usage is calculated by peak. At the end of the bill cycle, hourly usage is averaged and displayed on the chart by peak.

Highest Usage Hour

Highest Usage Hour this month:

0.5 kWh on January 25, 2021 from 6pm to 7pm

This is the highest amount of electricity used at a given point in time.

Meter Number: 06088586

Time of Use - Electricity

Winter	kWh	Nov 1 - Feb 28
On-Peak	54	4pm-9pm Daily
Off-Peak	85	6am-4pm & 9pm-12am M-F, 2pm-4pm & 9pm-12am Weekends/Holidays
Super Off	88	12am-6am M-F, 12am-2pm Weekends/Holidays
Total	227	

1 Year No Risk Pricing

	Time of Use TOU-DR1	Standard DR
MAY - 20	\$51.69	\$52.10
JUN - 20	\$57.33	\$58.54
JUL - 20	\$52.40	\$55.50
AUG - 20	\$18.56	\$23.21
SEP - 20	\$21.83	\$26.27
OCT - 20	\$51.56	\$55.27
NOV - 20	\$58.19	\$60.39
DEC - 20	\$66.31	\$66.53
JAN - 21	\$63.26	\$63.46
FEB - 21	\$67.49	\$67.73
Total	\$508.62	\$529.00

This table compares your costs for up to 12 months on Time of Use to the Standard plan for meter 6088586. At the end of the comparison, if you didn't save on Time of Use, you'll get a bill credit for the difference.

Este cuadro compara su gasto hasta por 12 meses en el plan Time of Use y en el plan Standard para el medidor 6088586. Al final de la comparación, si no ahorró con el plan Time of Use, obtendrá una bonificación en la factura por la diferencia.



ACCOUNT NUMBER 8296 338 431 2
SERVICE FOR
STONEBRIDGE II HOA
1434 HILLTOP DR HM
CHULA VISTA, CA 91911

DATE MAILED Mar 18, 2021
sdge.com

Page 1 of 10

Sign up to go Paperless



Sign up to go Paperless today.
Visit sdge.com/go-paperless-today

SDG&E's mobile app makes it easier to pay your bill, track energy use and report outages. Sign in with fingerprint or face recognition! Download on the App Store or Google Play.

Account Summary

Previous Balance			\$108.49
Payment Received	03/11/21	THANK YOU	- 108.49
Current Charges			+ 104.39
Total Amount Due			\$104.39

Summary of Current Charges

(See page 2 for details)

Billing Period	Usage	Amount(\$)
Electric - 06088586 Feb 15, 2021 - Mar 16, 2021	201 kWh	65.01
Electric - 06054077 Feb 15, 2021 - Mar 16, 2021	122 kWh	39.38
Total Charges this Month		\$104.39



Time of Use Change This Bill Period:

Time-of-use periods changed for March and April of 2021. See Time-of-use chart for details.

Regulatory Notices

- All customers are required to pay a Competition Transition Charge as part of the charges above, including those who choose an electric service provider other than SDG&E.
- For applicable customers, the current DWR Bond Charge line item is now used for collecting for the California Wildfire Fund charge effective Oct 1, 2020. Once SDG&E has implemented its new customer information system in 2021, the line item will be renamed the Wildfire Fund. The amount collected is not impacted.

MAR 22 2021

PLEASE KEEP THIS PORTION FOR YOUR RECORDS. (FAVOR DE GUARDAR ESTA PARTE PARA SUS REGISTROS)

PLEASE RETURN THIS PORTION WITH YOUR PAYMENT. (FAVOR DE DEVOLVER ESTA PARTE CON SU PAGO.)



SERVICE ADDRESS: 1434 HILLTOP DR HM CV 91911

7109.1.1.116 2 oz.



STONEBRIDGE II HOA
C/O CEOSD.NET
PO BOX 34398-839
SAN DIEGO CA 92163-4398

Save Paper &
Postage
PAY ONLINE
sdge.com

ACCOUNT NUMBER
8296 338 431 2

DATE DUE Apr 6, 2021

AMOUNT DUE \$104.39

Please enter amount enclosed.

\$

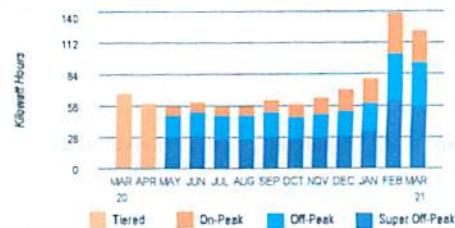
Write account number on check and make payable to San Diego Gas & Electric.

SAN DIEGO GAS & ELECTRIC
PO BOX 25111
SANTA ANA CA 92799-5111

DATE DUE Apr 6, 2021
AMOUNT DUE \$104.39

Electric Usage History (Total kWh used)

Meter Number: 06054077



122 kWh used

4.2 Daily avg kWh
4.3 Daily avg kWh last month
100.0% Change in daily avg kWh from last year
2.3% Change in daily avg kWh from last month
1.1 Max monthly demand
1.1 Max annual demand
29 Days in billing cycle

Electric Usage History (Total kWh used)

Meter Number: 06088586



201 kWh used

6.9 Daily avg kWh
7.1 Daily avg kWh last month
1.5% Change in daily avg kWh from last year
2.8% Change in daily avg kWh from last month
.5 Max monthly demand
.5 Max annual demand
29 Days in billing cycle

2 2 20000829633843100000104390000010439

Detail of Current Charges


Electric Service

Rate: Time of Use - TOU-DR1-Residential Climate Zone: Coastal
 Baseline Allowance: 267 kWh
 Billing Period: 2/15/21 - 3/16/21 Total Days: 29
 Meter Number: 06054077 (Next scheduled read date Apr 16, 2021) Cycle: 10
 Meter Constant: 1.000
 Circuit: 0153 Your circuit is currently not subject to rotating outage. However, this is subject to change without notice.
 Total Usage: 122 (Usage based on interval data)

ELECTRIC CHARGES

				Amount(\$)
Electricity Delivery (Details below)	58 kWh			
WINTER USAGE	On-Peak	Off-Peak	Super Off-Peak	
kWh used	13	21	24	
Rate/kWh	\$.31375	\$.31375	\$.31375	
13 Day Charge	\$4.08	+ \$6.59	+ \$7.53	= 18.20

Electricity Delivery (Details below)	64 kWh			
WINTER USAGE	On-Peak	Off-Peak	Super Off-Peak	
kWh used	15	18	31	
Rate/kWh	\$.31693	\$.31693	\$.31693	
16 Day Charge	\$4.75	+ \$5.70	+ \$9.82	= 20.27

 **Time of Use Change This Bill Period:**
 There was a time of use change on day 14 of your Billing Period. Therefore, your consumption for the first 13 days were aggregated on TOU 1, and the remaining 16 days were aggregated on TOU 2. See time-of-use chart for detail.

 **Rate Change This Billing Period:**
 There was a rate change on day 17 of your Billing Period. Therefore, your charges for the first 16 days were at Rate 1, and the remaining 13 days were at Rate 2.

DWR Bond Charge 122 kWh x \$.00580 .71

(Continued on next page)

Important Phone Numbers



1-800-411-SDGE (7343) English
 1-800-311-SDGE (7343) Español
 1-877-889-SDGE (7343) TTY

M-F, 7am-8pm, Sat, 7am-6pm

For emergencies and to report outages, please call 24 hours a day, 7 days a week. **1-800-611-7343**

To locate underground cables & gas pipes, please call DigAlert, Monday-Friday, 6am-7pm. **8-1-1**

To make a payment using your credit or debit card via a third party vendor, call. **1-800-386-0067**

Payment Options \$ Please visit sdge.com/residential/pay-your-bill for more ways to pay your bill.



Online Bill Pay:

Register to make a secure payment now or schedule your payment at myaccount.sdge.com, or visit your bank's website for home banking options.



Credit/Debit:

Pay by credit/debit card via third party vendor (fee applies) by visiting sdge.com/residential/pay-your-bill. Click on the Bill Matrix link or call 1-800-386-0067 to make a payment.



Mobile:

SDG&E's free app for your mobile device gives you more ways to connect with us. Visit sdge.com/mobileapps to download.



In Person:

To find the nearest location and hours of operation, visit sdge.com/locations.



Need help paying your bill?

For payment options or to make payment arrangements, visit us at sdge.com/assistance or call 1-800-411-7343.



By Mail:

Mail your check or money order, along with the payment stub at the bottom of your bill, in the enclosed envelope to SDG&E, PO Box 25111, Santa Ana, CA 92799-5111.



ACCOUNT NUMBER 8296 338 431 2

DATE DUE

Apr 6, 2021

DATE MAILED Mar 18, 2021

Page 3 of 10

sdge.com

Detail of Current Charges - Continued

Electricity Generation (Details below) 58 kWh

WINTER USAGE	On-Peak	Off-Peak	Super Off-Peak	
kWh used	13	21	24	
Rate/kWh	\$0.08901	\$0.07901	\$0.06792	
13 Day Charge	\$1.16	+ \$1.66	+ \$1.63	= 4.45

Electricity Generation (Details below) 64 kWh

WINTER USAGE	On-Peak	Off-Peak	Super Off-Peak	
kWh used	15	18	31	
Rate/kWh	\$0.09855	\$0.08748	\$0.07520	
16 Day Charge	\$1.48	+ \$1.57	+ \$2.33	= 5.38

Baseline Adjustment Credit -10.14

Total Electric Charges \$38.87

TAXES & FEES ON ELECTRIC CHARGES

	Amount (\$)
Chula Vista City Tax	122 kWh x \$.002500 .31
State Surcharge Tax	122 kWh x \$.000300 .04
State Regulatory Fee	122 kWh x \$.001300 .16

Total Taxes & Fees on Electric Charges \$.51**Total Electric Service \$39.38**

Electric Service

Rate: Time of Use - TOU-DR1-Residential

Climate Zone: Coastal

Baseline Allowance: 267 kWh

Billing Period: 2/15/21 - 3/16/21

Total Days: 29

Meter Number: 06088586

(Next scheduled read date Apr 16, 2021)

Cycle: 10

Meter Constant: 1.000

Billing Voltage Level: Secondary

Circuit: 0153 Your circuit is currently not subject to rotating outage. However, this is subject to change without notice.

Total Usage: 201 (Usage based on interval data)

ELECTRIC CHARGES

Electricity Delivery (Details below) 91 kWh

WINTER USAGE	On-Peak	Off-Peak	Super Off-Peak	
kWh used	21	35	35	
Rate/kWh	\$0.31375	\$0.31375	\$0.31375	
13 Day Charge	\$6.59	+ \$10.98	+ \$10.98	= 28.55

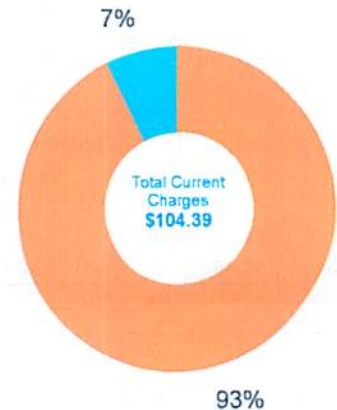
Electricity Delivery (Details below) 110 kWh

WINTER USAGE	On-Peak	Off-Peak	Super Off-Peak	
kWh used	25	35	50	
Rate/kWh	\$0.31693	\$0.31693	\$0.31693	
16 Day Charge	\$7.92	+ \$11.09	+ \$15.85	= 34.86

DWR Bond Charge 201 kWh x \$.00580 1.17

(Continued on next page)

Breakdown of Current Charges



The total current charges include the following components. Definitions for these terms are shown on page 7 of your bill.

Meter Number: 06054077

Period: 02/15 - 03/16



Electric Charges

Electricity Generation	\$9.83
Transmission	\$7.87
Distribution	\$14.86
Competition Transition Charge	\$0.09
Local Generation Charge	\$1.14
Total Rate Adj. Comp.	\$2.70



Other Charges & Credits (Electric)

Public Purpose Programs	\$1.67
DWR Bond Charge	\$7.11
Other	\$5.11

Meter Number: 06088586

Period: 02/15 - 03/16



Electric Charges

Electricity Generation	\$16.30
Transmission	\$12.96
Distribution	\$24.48
Nuclear Decommissioning	\$0.02
Competition Transition Charge	\$1.16
Local Generation Charge	\$1.86
Total Rate Adj. Comp.	\$4.46



Other Charges & Credits (Electric)

Public Purpose Programs	\$2.75
DWR Bond Charge	\$1.17
Other	\$8.51

Total Current Charges**\$104.39**



ACCOUNT NUMBER 8296 338 431 2

DATE DUE

Apr 6, 2021

DATE MAILED Mar 18, 2021

sdge.com

Detail of Current Charges - Continued

Electricity Generation (Details below) 91 kWh

WINTER USAGE	On-Peak	Off-Peak	Super Off-Peak	
kWh used	21	35	35	
Rate/kWh	\$.08901	\$.07901	\$.06792	
13 Day Charge	\$1.87	+ \$2.77	+ \$2.38	= 7.02

Electricity Generation (Details below) 110 kWh

WINTER USAGE	On-Peak	Off-Peak	Super Off-Peak	
kWh used	25	35	50	
Rate/kWh	\$.09855	\$.08748	\$.07520	
16 Day Charge	\$2.46	+ \$3.06	+ \$3.76	= 9.28

Baseline Adjustment Credit -16.72

Total Electric Charges \$64.16**TAXES & FEES ON ELECTRIC CHARGES**

	Amount (\$)
Chula Vista City Tax	201 kWh x \$.002500 .51
Franchise Fees on Electric Energy Supplied by Others	1.17 x 1.10% .02
State Surcharge Tax	201 kWh x \$.000300 .06
State Regulatory Fee	201 kWh x \$.001300 .26

Total Taxes & Fees on Electric Charges \$.85**Total Electric Service \$65.01****Total Current Charges \$104.39**

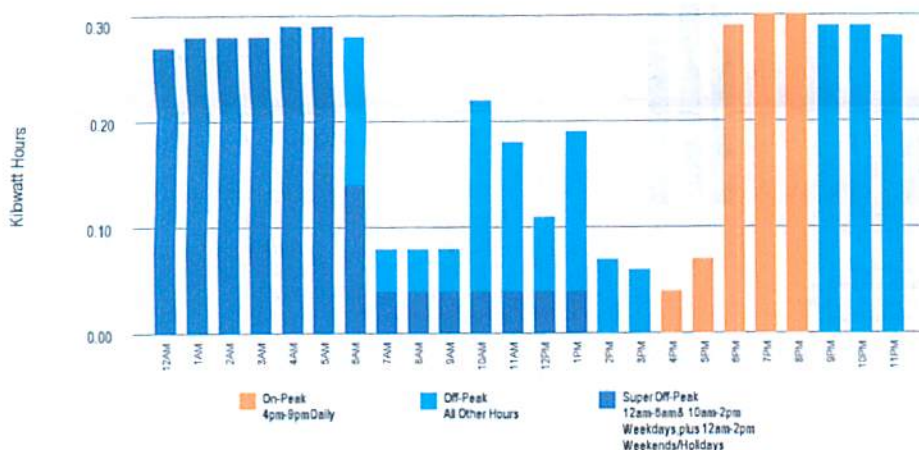
Your Electricity Dashboard

*Charts may not display if usage data is unavailable

Meter Number: 06054077

Period: 02/15 - 03/16

Average Hourly Electric Usage



For each day in the billing cycle, an hourly usage is calculated by peak. At the end of the bill cycle, hourly usage is averaged and displayed on the chart by peak.

Highest Usage Hour

Highest Usage Hour this month:

1.1 kWh on February 17, 2021 from 10am to 11am

This is the highest amount of electricity used at a given point in time.

Meter Number: 06054077

Time of Use - Electricity

Winter	kWh	Nov 1 - Feb 28
On-Peak	13	4pm-5pm Daily
Off-Peak	21	6am-4pm & 9pm-12am M-F, 2pm-4pm & 9pm-12am Weekends/Holidays
Super Off	24	12am-6am M-F, 12am-2pm Weekends/Holidays
Total	58	
Winter	kWh	Mar 1 - Apr 30
On-Peak	15	4pm-5pm Daily
Off-Peak	18	All Other Hours
Super Off	31	12am-6am & 10am-2pm Weekdays plus 12am-2pm Weekends/Holidays
Total	64	

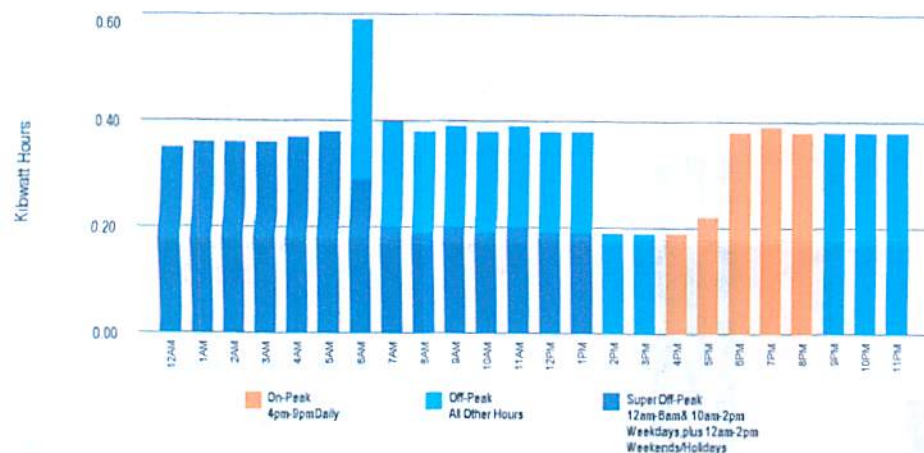
1 Year No Risk Pricing

	Time of Use TOU-DR1	Standard DR
MAY - 20	\$14.82	\$14.97
JUN - 20	\$15.47	\$16.08
JUL - 20	\$13.82	\$15.35
AUG - 20	\$13.84	\$15.61
SEP - 20	\$15.34	\$17.01
OCT - 20	\$14.50	\$15.91
NOV - 20	\$16.87	\$17.60
DEC - 20	\$19.50	\$19.57
JAN - 21	\$22.01	\$22.09
FEB - 21	\$41.00	\$41.17
MAR - 21	\$39.38	\$39.64
Total	\$226.55	\$235.00

This table compares your costs for up to 12 months on Time of Use to the Standard plan for meter 6054077. At the end of the comparison, if you didn't save on Time of Use, you'll get a bill credit for the difference.

Este cuadro compara su gasto hasta por 12 meses en el plan Time of Use y en el plan Standard para el medidor 6054077. Al final de la comparación, si no ahorró con el plan Time of Use, obtendrá una bonificación en la factura por la diferencia.



**Meter Number: 06088586****Period: 02/15 - 03/16****Average Hourly Electric Usage**

For each day in the billing cycle, an hourly usage is calculated by peak. At the end of the bill cycle, hourly usage is averaged and displayed on the chart by peak.

Highest Usage Hour

Highest Usage Hour this month:

0.5 kWh on March 15, 2021 from 10pm to 11pm

This is the highest amount of electricity used at a given point in time.

Meter Number: 06088586

Time of Use - Electricity

Winter	kWh	Nov 1 - Feb 28
On-Peak	21	4pm-9pm Daily
Off-Peak	35	6am-4pm & 9pm-12am M-F, 2pm-4pm & 9pm-12am Weekends/Holidays
Super Off	35	12am-6am M-F, 12am-2pm Weekends/Holidays
Total	91	

Winter	kWh	Mar 1 - Apr 30
On-Peak	25	4pm-9pm Daily
Off-Peak	35	All Other Hours
Super Off	50	12am-6am & 10am-2pm Weekdays plus 12am-2pm Weekends/Holidays
Total	110	

1 Year No Risk Pricing

	Time of Use TOU-DR1	Standard DR
MAY - 20	\$51.69	\$52.10
JUN - 20	\$57.33	\$58.54
JUL - 20	\$52.40	\$55.50
AUG - 20	\$18.56	\$23.21
SEP - 20	\$21.83	\$26.27
OCT - 20	\$51.56	\$55.27
NOV - 20	\$58.19	\$60.39
DEC - 20	\$66.31	\$66.53
JAN - 21	\$63.26	\$63.46
FEB - 21	\$67.49	\$67.73
MAR - 21	\$65.01	\$65.36
Total	\$573.63	\$594.36

This table compares your costs for up to 12 months on Time of Use to the Standard plan for meter 6088586. At the end of the comparison, if you didn't save on Time of Use, you'll get a bill credit for the difference.

Este cuadro compara su gasto hasta por 12 meses en el plan Time of Use y en el plan Standard para el medidor 6088586. Al final de la comparación, si no ahorró con el plan Time of Use, obtendrá una bonificación en la factura por la diferencia.

Stonebridge II Maintenance Corporation
855-669-2103
PO Box 34398 - 839
San Diego, CA 92163-4398

Banca Popular North America
7900 Miami Lakes Dr. West
Miami Lakes, FL 33093
46-54

005229

March 24, 2021

PAY TO THE
ORDER OF

SAN DIEGO GAS & ELECTRIC

\$547.36

FIVE HUNDRED FORTY SEVEN AND 36/100 ***** DOLLARS

San Diego Gas & Electric
Po Box 25110
Santa Ana, CA 92799-5110



ACCOUNT NUMBER 8296 337 167 3
SERVICE FOR
STONEBRIDGE II HOA
1434 HILLTOP DR HM
CHULA VISTA, CA 91911

DATE MAILED Mar 18, 2021
sdge.com

Page 1 of 10

Sign up to go Paperless



Sign up to go Paperless today.
Visit sdge.com/go-paperless-today.

SDGE's mobile app makes it easier to pay your bill, track energy use and report outages. Sign in with fingerprint or face recognition! Download on the App Store or Google Play.

Account Summary

Previous Balance			\$451.64
Payment Received	03/11/21	THANK YOU	- 451.64
Current Charges			+ 442.97
Total Amount Due			\$442.97

Summary of Current Charges

(See page 2 for details)

Billing Period	Usage	Amount(\$)
Electric - 06123921 Feb 15, 2021 - Mar 16, 2021	214 kWh	69.09
Electric - 06123995 Feb 15, 2021 - Mar 16, 2021	988 kWh	373.88
Total Charges this Month		\$442.97

Time of Use Change This Bill Period:
Time-of-use periods changed for March and April of 2021. See Time-of-use chart for details.

Regulatory Notices

- All customers are required to pay a Competition Transition Charge as part of the charges above, including those who choose an electric service provider other than SDGE.
- For applicable customers, the current DWR Bond Charge line item is now used for collecting for the California Wildfire Fund charge effective Oct 1, 2020. Once SDGE has implemented its new customer information system in 2021, the line item will be renamed the Wildfire Fund. The amount collected is not impacted.

MAR 22 2021

PLEASE KEEP THIS PORTION FOR YOUR RECORDS. (FAVOR DE GUARDAR ESTA PARTE PARA SUS REGISTROS.)
PLEASE RETURN THIS PORTION WITH YOUR PAYMENT. (FAVOR DE DEVOLVER ESTA PARTE CON SU PAGO.)



SERVICE ADDRESS: 1434 HILLTOP DR HM CV 91911

7109.1.1.115 2 oz.



STONEBRIDGE II HOA
C/O CEOSD.NET
PO BOX 34398-839
SAN DIEGO CA 92163-9602

Save Paper &
Postage
PAY ONLINE
sdge.com

ACCOUNT NUMBER
8296 337 167 3

DATE DUE Apr 6, 2021

AMOUNT DUE \$442.97

Please enter amount enclosed.



Write account number on check and make payable to San Diego Gas & Electric.

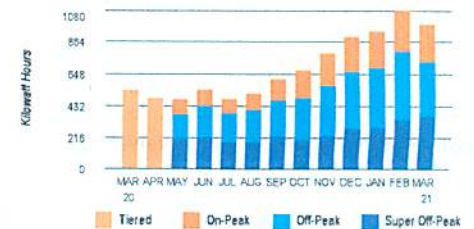
SAN DIEGO GAS & ELECTRIC
PO BOX 25111
SANTA ANA CA 92799-5111

DATE DUE Apr 6, 2021

AMOUNT DUE \$442.97

Electric Usage History (Total kWh used)

Meter Number: 06123995



988 kWh used

34.1 Daily avg kWh

33.8 Daily avg kWh last month

103.0% ↑ Change in daily avg kWh from last year

0.9% ↑ Change in daily avg kWh from last month

3.2 Max monthly demand

3.2 Max annual demand

29 Days in billing cycle

Electric Usage History (Total kWh used)

Meter Number: 06123921



214 kWh used

7.4 Daily avg kWh

7.9 Daily avg kWh last month

5.7% ↑ Change in daily avg kWh from last year

6.3% ↓ Change in daily avg kWh from last month

.6 Max monthly demand

.6 Max annual demand

29 Days in billing cycle

3 2 70000829633716700000442970000044297

Detail of Current Charges

Electric Service

Rate: Time of Use - TOU-DR1-Residential Climate Zone: Coastal
 Baseline Allowance: 267 kWh
 Billing Period: 2/15/21 - 3/16/21 Total Days: 29
 Meter Number: 06123995 (Next scheduled read date Apr 16, 2021) Cycle: 10
 Meter Constant: 1.000
 Circuit: 0153 *Your circuit is currently not subject to rotating outage. However, this is subject to change without notice.*
 Total Usage: 988 (Usage based on interval data)

ELECTRIC CHARGES

				Amount(\$)
Electricity Delivery (Details below)	430 kWh			
WINTER USAGE	On-Peak	Off-Peak	Super Off-Peak	
kWh used	110	190	130	
Rate/kWh	\$.31375	\$.31375	\$.31375	
13 Day Charge	\$34.51	+ \$59.61	+ \$40.79	= 134.91

Electricity Delivery (Details below)	558 kWh			
WINTER USAGE	On-Peak	Off-Peak	Super Off-Peak	
kWh used	142	182	234	
Rate/kWh	\$.31693	\$.31693	\$.31693	
16 Day Charge	\$45.00	+ \$57.68	+ \$74.16	= 176.84



Time of Use Change This Billing Period:

There was a time of use change on day 14 of your Billing Period. Therefore, your consumption for the first 13 days were aggregated on TOU 1, and the remaining 16 days were aggregated on TOU 2. See time-of-use chart for detail.



Rate Change This Billing Period:

There was a rate change on day 17 of your Billing Period. Therefore, your charges for the first 16 days were at Rate 1, and the remaining 13 days were at Rate 2.

DWR Bond Charge 988 kWh x \$.00580 5.73

(Continued on next page)

Important Phone Numbers



1-800-411-SDGE (7343) English
 1-800-311-SDGE (7343) Español
 1-877-889-SDGE (7343) TTY

M-F, 7am-8pm, Sat, 7am-6pm

For emergencies and to report outages, please call 24 hours a day, 7 days a week. **1-800-611-7343**

To locate underground cables & gas pipes, please call DigAlert, Monday-Friday, 6am-7pm. **8-1-1**

To make a payment using your credit or debit card via a third party vendor, call. **1-800-386-0067**

Payment Options \$ Please visit sdge.com/residential/pay-your-bill for more ways to pay your bill.



Online Bill Pay:

Register to make a secure payment now or schedule your payment at myaccount.sdge.com, or visit your bank's website for home banking options.



Credit/Debit:

Pay by credit/debit card via third party vendor (fee applies) by visiting sdge.com/residential/pay-your-bill. Click on the Bill Matrix link or call 1-800-386-0067 to make a payment.



Mobile:

SDGE's free app for your mobile device gives you more ways to connect with us. Visit sdge.com/mobileapps to download.



In Person:

To find the nearest location and hours of operation, visit sdge.com/locations.



Need help paying your bill?

For payment options or to make payment arrangements, visit us at sdge.com/assistance or call 1-800-411-7343.



By Mail:

Mail your check or money order, along with the payment stub at the bottom of your bill, in the enclosed envelope to SDGE, PO Box 25111, Santa Ana, CA 92799-5111.



ACCOUNT NUMBER 8296 337 167 3

DATE DUE

Apr 6, 2021

DATE MAILED Mar 18, 2021

Page 3 of 10

sdge.com



Detail of Current Charges - Continued

Electricity Generation (Details below) 430 kWh

WINTER USAGE	On-Peak	Off-Peak	Super Off-Peak	
kWh used	110	190	130	
Rate/kWh	\$.08901	\$.07901	\$.06792	
13 Day Charge	\$9.79	+ \$15.01	+ \$8.83	= 33.63

Electricity Generation (Details below) 558 kWh

WINTER USAGE	On-Peak	Off-Peak	Super Off-Peak	
kWh used	142	182	234	
Rate/kWh	\$.09855	\$.08748	\$.07520	
16 Day Charge	\$13.99	+ \$15.92	+ \$17.60	= 47.51

Baseline Adjustment Credit -28.88

Total Electric Charges \$369.74**TAXES & FEES ON ELECTRIC CHARGES**

	Amount (\$)
Chula Vista City Tax	988 kWh x \$.002500 2.48
Franchise Fees on Electric Energy Supplied by Others	5.73 x 1.10% .07
State Surcharge Tax	988 kWh x \$.000300 .30
State Regulatory Fee	988 kWh x \$.001300 1.29

Total Taxes & Fees on Electric Charges \$4.14**Total Electric Service \$373.88****Electric Service**

Rate: Time of Use - TOU-DR1-Residential Climate Zone: Coastal

Baseline Allowance: 267 kWh

Billing Period: 2/15/21 - 3/16/21 Total Days: 29

Meter Number: 06123921 (Next scheduled read date Apr 16, 2021) Cycle: 10

Meter Constant: 1.000 Billing Voltage Level: Secondary

Circuit: 0153 Your circuit is currently not subject to rotating outage.
However, this is subject to change without notice.

Total Usage: 214 (Usage based on interval data)

ELECTRIC CHARGES

Electricity Delivery (Details below) 98 kWh

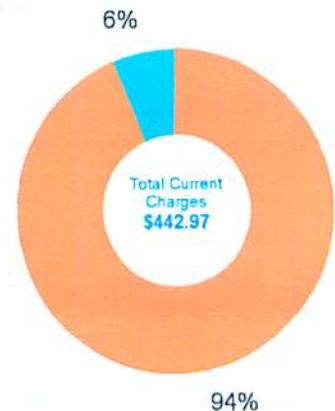
WINTER USAGE	On-Peak	Off-Peak	Super Off-Peak	
kWh used	25	26	47	
Rate/kWh	\$.31375	\$.31375	\$.31375	
13 Day Charge	\$7.84	+ \$8.16	+ \$14.75	= 30.75

Electricity Delivery (Details below) 116 kWh

WINTER USAGE	On-Peak	Off-Peak	Super Off-Peak	
kWh used	28	31	57	
Rate/kWh	\$.31693	\$.31693	\$.31693	
16 Day Charge	\$8.87	+ \$9.82	+ \$18.07	= 36.76

DWR Bond Charge 214 kWh x \$.00580 1.24

(Continued on next page)

Breakdown of Current Charges

The total current charges include the following components. Definitions for these terms are shown on page 7 of your bill.

Meter Number: 06123995**Period: 02/15 - 03/16****Electric Charges**

Electricity Generation	\$81.14
Transmission	\$63.67
Distribution	\$120.35
Nuclear Decommissioning	\$.07
Competition Transition Charge	\$.92
Local Generation Charge	\$9.10
Total Rate Adj. Comp.	\$75.30

Other Charges & Credits (Electric)

Public Purpose Programs	\$13.46
DWR Bond Charge	\$5.73
Other	\$4.14

Meter Number: 06123921**Period: 02/15 - 03/16****Electric Charges**

Electricity Generation	\$17.23
Transmission	\$13.79
Distribution	\$26.08
Nuclear Decommissioning	\$.02
Competition Transition Charge	\$.18
Local Generation Charge	\$1.98
Total Rate Adj. Comp.	\$4.76

Other Charges & Credits (Electric)

Public Purpose Programs	\$2.91
DWR Bond Charge	\$1.24
Other	\$.90

Total Current Charges \$442.97



ACCOUNT NUMBER 8296 337 167 3

DATE DUE

Apr 6, 2021

DATE MAILED Mar 18, 2021

Page 4 of 10

sdge.com

Detail of Current Charges - Continued

Electricity Generation (Details below) 98 kWh

WINTER USAGE	On-Peak	Off-Peak	Super Off-Peak	
kWh used	25	26	47	
Rate/kWh	\$.08901	\$.07901	\$.06792	
13 Day Charge	\$2.23	+ \$2.05	+ \$3.19	= 7.47

Electricity Generation (Details below) 116 kWh

WINTER USAGE	On-Peak	Off-Peak	Super Off-Peak	
kWh used	28	31	57	
Rate/kWh	\$.09855	\$.08748	\$.07520	
16 Day Charge	\$2.76	+ \$2.71	+ \$4.29	= 9.76

Baseline Adjustment Credit -17.79

Total Electric Charges \$68.19**TAXES & FEES ON ELECTRIC CHARGES**

	Amount (\$)
Chula Vista City Tax	214 kWh x \$.002500 .54
Franchise Fees on Electric Energy Supplied by Others	1.24 x 1.10% .02
State Surcharge Tax	214 kWh x \$.000300 .06
State Regulatory Fee	214 kWh x \$.001300 .28

Total Taxes & Fees on Electric Charges \$.90**Total Electric Service \$69.09****Total Current Charges \$442.97**



ACCOUNT NUMBER 8296 337 167 3

DATE DUE

Apr 6, 2021

DATE MAILED Mar 18, 2021

Page 5 of 10

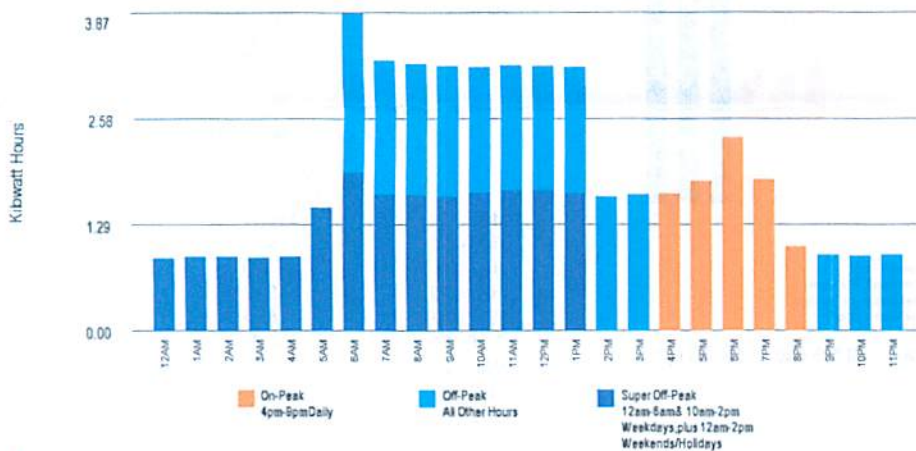
sdge.com

Your Electricity Dashboard

*Charts may not display if usage data is unavailable

Meter Number: 06123995**Period: 02/15 - 03/16**

Average Hourly Electric Usage



For each day in the billing cycle, an hourly usage is calculated by peak. At the end of the bill cycle, hourly usage is averaged and displayed on the chart by peak.

Highest Usage Hour

Highest Usage Hour this month:

3.2 kWh on February 21, 2021 from 5pm to 6pm

This is the highest amount of electricity used at a given point in time.

Meter Number: 06123995

Time of Use - Electricity

Winter	kWh	Nov 1 - Feb 28
On-Peak	110	4pm-9pm Daily
Off-Peak	190	8am-4pm & 9pm-12am M-F, 2pm-4pm & 9pm-12am Weekends/Holidays
Super Off	130	12am-6am M-F, 12am-2pm Weekends/Holidays
Total	430	

Winter	kWh	Mar 1 - Apr 30
On-Peak	142	4pm-9pm Daily
Off-Peak	182	All Other Hours
Super Off	234	12am-6am & 10am-2pm Weekdays plus 12am-2pm Weekends/Holidays
Total	558	

1 Year No Risk Pricing

	Time of Use TOU-DR1	Standard DR
MAY - 20	\$136.18	\$136.99
JUN - 20	\$156.44	\$158.01
JUL - 20	\$136.91	\$142.68
AUG - 20	\$145.93	\$154.96
SEP - 20	\$180.13	\$188.33
OCT - 20	\$211.85	\$212.40
NOV - 20	\$251.04	\$250.64
DEC - 20	\$288.54	\$288.58
JAN - 21	\$303.07	\$303.02
FEB - 21	\$376.28	\$376.40
MAR - 21	\$373.88	\$374.73
Total	\$2,560.25	\$2,586.74

This table compares your costs for up to 12 months on Time of Use to the Standard plan for meter 6123995. At the end of the comparison, if you didn't save on Time of Use, you'll get a bill credit for the difference.

Este cuadro compara su gasto hasta por 12 meses en el plan Time of Use y en el plan Standard para el medidor 6123995. Al final de la comparación, si no ahorró con el plan Time of Use, obtendrá una bonificación en la factura por la diferencia.



ACCOUNT NUMBER 8296 337 167 3

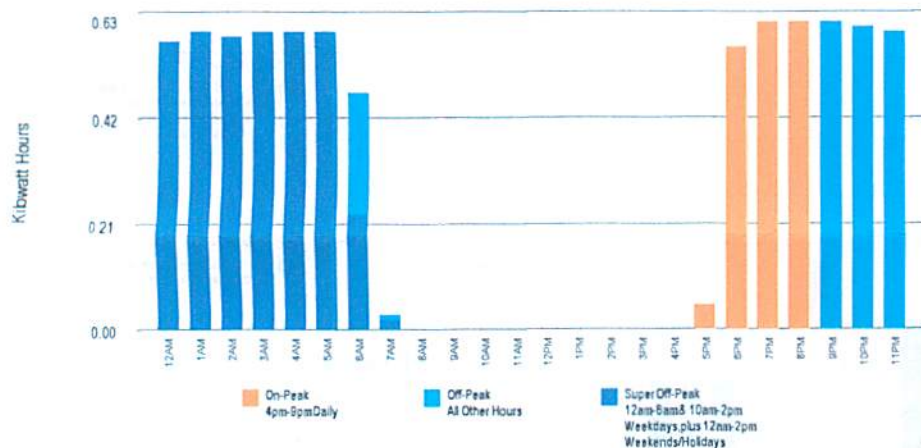
DATE DUE

Apr 6, 2021

DATE MAILED Mar 18, 2021

Page 6 of 10

sdge.com

Meter Number: 06123921**Period: 02/15 - 03/16****Average Hourly Electric Usage**

For each day in the billing cycle, an hourly usage is calculated by peak. At the end of the bill cycle, hourly usage is averaged and displayed on the chart by peak.

Highest Usage Hour

Highest Usage Hour this month:

0.6 KWh on February 18, 2021 from 6pm to 7pm

This is the highest amount of electricity used at a given point in time.

Meter Number: 06123921

Time of Use - Electricity**Winter kWh Nov 1 - Feb 28**

On-Peak	25	4pm-9pm Daily
Off-Peak	26	8am-4pm & 9pm-12am M-F, 2pm-4pm & 9pm-12am Weekends/Holidays
Super Off	47	12am-6am M-F, 12am-2pm Weekends/Holidays
Total	98	

Winter kWh Mar 1 - Apr 30

On-Peak	28	4pm-9pm Daily
Off-Peak	31	All Other Hours
Super Off	57	12am-6am & 10am-2pm Weekdays plus 12am-2pm Weekends/Holidays
Total	116	

1 Year No Risk Pricing

	Time of Use TOU-DR1	Standard DR
MAY - 20	\$45.05	\$45.68
JUN - 20	\$48.07	\$51.45
JUL - 20	\$41.33	\$49.09
AUG - 20	\$9.91	\$18.75
SEP - 20	\$18.68	\$26.82
OCT - 20	\$50.39	\$56.11
NOV - 20	\$57.33	\$60.38
DEC - 20	\$66.29	\$66.53
JAN - 21	\$69.34	\$69.62
FEB - 21	\$75.36	\$75.75
MAR - 21	\$69.09	\$69.56
Total	\$550.84	\$589.74

This table compares your costs for up to 12 months on Time of Use to the Standard plan for meter 6123921. At the end of the comparison, if you didn't save on Time of Use, you'll get a bill credit for the difference.

Este cuadro compara su gasto hasta por 12 meses en el plan Time of Use y en el plan Standard para el medidor 6123921. Al final de la comparación, si no ahorró con el plan Time of Use, obtendrá una bonificación en la factura por la diferencia.



2590 Main St
Chula Vista CA 91911-611010
Customer Service (619) 421-9400
Toll Free (800) 421-9401
RepublicServices.com/Support

Account Number 3-0509-0132326
Invoice Number 0509-008419562
Invoice Date February 25, 2021
Previous Balance \$1,220.39
Payments/Adjustments -\$1,220.39
Current Invoice Charges \$1,241.14

Total Amount Due \$1,241.14	Payment Due Date March 17, 2021
--	--

PAYMENTS/ADJUSTMENTS

Description	Reference	Amount
Payment - Thank You 02/11	5205	-\$1,220.39

CURRENT INVOICE CHARGES

Description	Reference	Quantity	Unit Price	Amount
Golden/Stonebridge li 1434 Hilltop Dr				
Chula Vista, CA Contract: 1 (C2)				
2 Waste Container 3 Cu Yd, 8 Lifts Per Week				
Waste/Recycling Overage 02/01		2.0000	\$20.75	\$41.50
Waste/Recycling Overage 02/15		2.0000	\$20.75	\$41.50
Waste/Recycling Overage 02/22		1.0000	\$20.75	\$20.75
Pickup Service 02/01-02/28			\$1,025.79	\$1,025.79
40 Recycle Basket 6 Gal, On Call Service				
Recycling Service 02/01-02/28		40.0000	\$2.79	\$111.60
CURRENT INVOICE CHARGES				\$1,241.14

MAR - 5 2021

Simple account access at your fingertips.

Download the Republic Services app or visit
RepublicServices.com today.



2590 Main St
Chula Vista CA 91911-611010

Please Return This
Portion With Payment

Total Enclosed

Return Service Requested



00063717
RSP 129
STONEBRIDGE AKA HILLTOP CASTLE
C/O CEOSD.NET
PO BOX 34398-839
SAN DIEGO CA 92163-

Total Amount Due	\$1,241.14
Payment Due Date	March 17, 2021
Account Number	3-0509-0132326
Invoice Number	0509-008419562



For Billing Address Changes,
Check Box and Complete Reverse

Make Checks Payable To:



REPUBLIC SERVICES #509
PO BOX 78829
PHOENIX AZ 85062-8829

30509013232600000084195620001241140001241148

Stonebridge II Maintenance Corporation
855-669-2103
PO Box 34398 - 839
San Diego, CA 92163-4398

Banca Popular North America
7900 Miami Lakes Dr. West
Miami Lakes, FL 33093
46-54

005221

March 11, 2021

PAY TO THE
ORDER OF

REPUBLIC SERVICES

\$1,241.14

ONE THOUSAND TWO HUNDRED FORTY ONE AND 14/100 ***** DOLLARS

Republic Services
P O Box 78829
Phoenix, AZ 85062-8829

MEMO: Invoice# 0509008419562



SWEETWATER AUTHORITY
 505 Garrett Avenue
 Chula Vista, CA 91910
 Office Hours: Monday-Friday 8:00am-5:00pm
 Billing Inquires: (619) 420-1413
 Para asistencia en Español: (619) 420-1413

Pay online at www.sweetwater.org or
 pay by phone at (866) 419-9408 with
 the following payment types:



Pay with cash using
 PayNearMe for no
 fee at these locations:

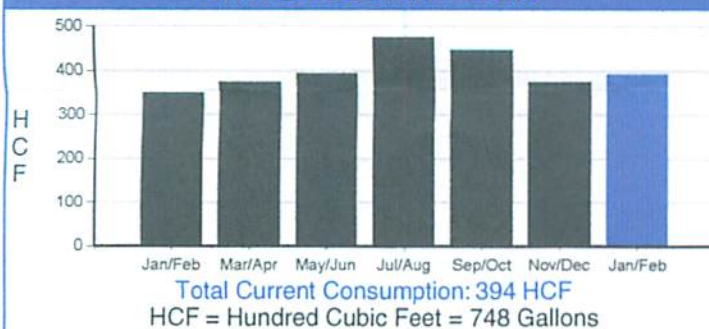


Providing safe, reliable water to National City, Chula Vista and Bonita
 Please see reserve side of bill for a detailed explanation of charges and payment options

SERVICE INFORMATION

Address	1436 HILLTOP DR					
Service Period	12/24/2020 - 02/18/2021					
Next Read	Week of 04/19/2021					
Meter #	Meter Size	Prior Read	Current Read	Use in HCF	Average Gal/Day	Bill Code
47641800	2	13820	14214	394	5263	

WATER USE ANALYSIS



ACCOUNT INFORMATION

Customer	HILLTOP CASTLE LLC/SB II
Account	7541660-008
Mail Date	02/26/2021
Billing Type	Bi-Monthly
Account Type	Apartment

DETAIL OF CURRENT CHARGES

Water	HCF	SWA \$/HCF	CWA \$/HCF	Amount
	394	-	-	\$2,486.14
Total Water				\$2,486.14
CWA-MWD				\$208.24
ReadinessToServe				\$64.89
CURRENT TOTAL				\$2,759.27
PREVIOUS BALANCE				\$0.00
TOTAL DUE BY 03/12/2021				\$2,759.27

MAR - 2 2021

MESSAGES

This bill reflects a change in the water rates approved by the Sweetwater Authority Board of Directors. This bill is prorated to charge a portion of the bill at the prior rate and a portion at the new rates based on the approval date of January 1, 2021. For more details on the new water rates visit our website at www.sweetwater.org.

Please return bottom portion along with your payment. Make checks payable to: Sweetwater Authority.



SWEETWATER AUTHORITY

505 Garrett Avenue
 Chula Vista, CA 91910
 (619) 420-1413
www.sweetwater.org

☐ Check box for changes to your account (see back)

PAYMENT COUPON

Account Number	7541660-008
Service Address	1436 HILLTOP DR
Due Date	03/12/2021
Amount Due	\$2,759.27
Amount Enclosed	

A charge will be applied for returned payments

SW30224A
 2000000595 181/1



HILLTOP CASTLE LLC/SB II
 C/O CEOSD.NET
 PO BOX 34398-839
 SAN DIEGO CA 92163-4398



SWEETWATER AUTHORITY
 PO BOX 51540
 LOS ANGELES CA 90051-5840

000000000000027592775416600082

Stonebridge II Maintenance Corporation
855-669-2103
PO Box 34398 - 839
San Diego, CA 92163-4398

Banca Popular North America
7900 Miami Lakes Dr. West
Miami Lakes, FL 33093
46-54

005217

March 03, 2021

PAY TO THE
ORDER OF

SWEETWATER AUTHORITY

\$2,759.27

TWO THOUSAND SEVEN HUNDRED FIFTY NINE AND 27/100 ***** DOLLARS

Sweetwater Authority
PO Box 51540
Los Angeles, CA 90051-5840

MEMO: Invoice#

COPY



SWEETWATER AUTHORITY
 505 Garrett Avenue
 Chula Vista, CA 91910
 Office Hours: Monday-Friday 8:00am-5:00pm
 Billing Inquires: (619) 420-1413
 Para asistencia en Español: (619) 420-1413

Water

Pay online at www.sweetwater.org or
 pay by phone at (866) 419-9408 with
 the following payment types:



Pay with cash using
 PayNearMe for no
 fee at these locations:

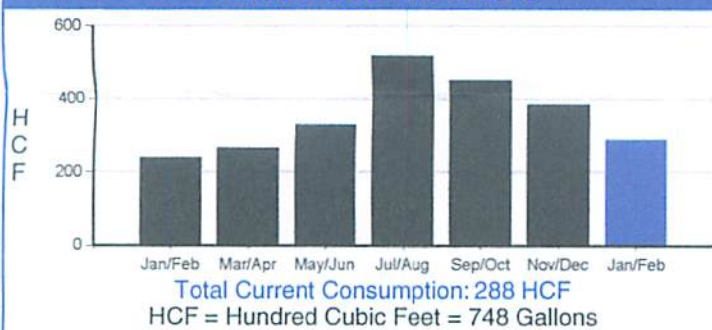


Providing safe, reliable water to National City, Chula Vista and Bonita
 Please see reserve side of bill for a detailed explanation of charges and payment options

SERVICE INFORMATION

Address	1436 HILLTOP DR					
Service Period	12/24/2020 - 02/18/2021					
Next Read	Week of 04/19/2021					
Meter #	Meter Size	Prior Read	Current Read	Use in HCF	Average Gal/Day	Bill Code
60804117	2	19816	20104	288	3847	

WATER USE ANALYSIS



ACCOUNT INFORMATION

Customer	HILLTOP CASTLE LLC/SB II
Account	7543220-008
Mail Date	02/26/2021
Billing Type	Bi-Monthly
Account Type	Apartments

DETAIL OF CURRENT CHARGES

Water	HCF	SWA \$/HCF	CWA \$/HCF	Amount
	288	-	-	\$1,817.28
Total Water				\$1,817.28
CWA-MWD				\$163.88
ReadinessToServe				\$64.89
CURRENT TOTAL				\$2,046.05
PREVIOUS BALANCE				\$0.00
TOTAL DUE BY 03/12/2021				\$2,046.05

MAR - 2 2021

MESSAGES

This bill reflects a change in the water rates approved by the Sweetwater Authority Board of Directors. This bill is prorated to charge a portion of the bill at the prior rate and a portion at the new rates based on the approval date of January 1, 2021. For more details on the new water rates visit our website at www.sweetwater.org.

Please return bottom portion along with your payment. Make checks payable to: Sweetwater Authority.



SWEETWATER AUTHORITY
 505 Garrett Avenue
 Chula Vista, CA 91910
 (619) 420-1413
www.sweetwater.org

☐ Check box for changes to your account (see back)

PAYMENT COUPON

Account Number	7543220-008
Service Address	1436 HILLTOP DR
Due Date	03/12/2021
Amount Due	\$2,046.05
Amount Enclosed	

A charge will be applied for returned payments

SW30224A
 2000000596 181/2

HILLTOP CASTLE LLC/SB II
 C/O CEOSD.NET
 PO BOX 34398-839
 SAN DIEGO, CA 92163

SWEETWATER AUTHORITY
 PO BOX 51540
 LOS ANGELES, CA 90051-5840

000000000000020460575432200089

Stonebridge II Maintenance Corporation
855-669-2103
PO Box 34398 - 839
San Diego, CA 92163-4398

Banca Popular North America
7900 Miami Lakes Dr. West
Miami Lakes, FL 33093
46-51

005218

March 03, 2021

PAY TO THE
ORDER OF

SWEETWATER AUTHORITY

\$2,046.05

TWO THOUSAND FORTY SIX AND 05/100 ***** DOLLARS

Sweetwater Authority
PO Box 51540
Los Angeles, CA 90051-5840

MEMO: Invoice#

COPY


Date: 02/24/21
Invoice # 108

Click here to enter text.

Tony Parra
P O Box 16316
San Diego, CA 92176

TO ATTN: Ruben Coss, Association Manager
Stonebridge II HOA
P.O. Box 34398 - 839
San Diego, CA 92163
855-669-2103 ext. 336

JOB	PAYMENT TERMS	DUE DATE
Inspector	10 Days	03/06/21

QTY	DESCRIPTION	UNIT PRICE	LINE TOTAL
1	Inspector of Elections	\$265	\$265
1	P.O. Box Fee	\$10	\$10
			
SUBTOTAL			\$275.00
SALES TAX			\$0.00
TOTAL			\$275.00

Make all checks payable to Tony Parra

Thank you for your business!

Stonebridge II Maintenance Corporation
855-669-2103
PO Box 34398 - 839
San Diego, CA 92163-4398

Banca Popular North America
7900 Miami Lakes Dr. West
Miami Lakes, FL 33093
46-54

005213

March 03, 2021

PAY TO THE
ORDER OF

ANTONIO PARRA

\$275.00

TWO HUNDRED SEVENTY FIVE AND 00/100 ***** DOLLARS

Antonio Parra
P.O. Box 16316
San Diego, CA 92176

MEMO: Invoice # 108

COPY

CEOSD INC
dba ceosd.net
PO Box 34398 - 111
San Diego, CA 92163-4398
855.669.2103

Feb MGMT

STONEBRIDGE II

= STATEMENT =

Account No. 111-839R

02/26/21

Date	Description	x-ref	Amount	Balance
10/01/20	Oct 20 Management Fee	8407	1280.00	1280.00
10/01/20	Payment rec'd ck# 5128	8414	-1280.00	0.00
11/01/20	Nov 20 Management Fee	8447	1280.00	1280.00
11/02/20	Payment rec'd ck# 5138	8453	-1280.00	0.00
12/01/20	Dec 20 Management Fee	8493	1280.00	1280.00
12/01/20	Payment rec'd ck# 5157	8499	-1030.00	250.00
01/01/21	Jan 21 Management Fee	8543	1280.00	1530.00
01/04/21	Payment rec'd ck# 005174	8546	-1530.00	0.00
02/01/21	Feb 21 Management Fee	8579	1280.00	1280.00

Total Now Due: \$ 1,280.00

Terms: Management fees due 1st of each month.

- - - - - Return Bottom Coupon with Payment - - - - -

Stonebridge II

Pay to: ceosd.net
Total Now Due: \$1,280.00
Write Acct 111-839R on check.

CEOSD INC
PO BOX 34398 - 111
SAN DIEGO CA 92163-4398

CEOSD INC
dba ceosd.net
PO Box 34398 - 111
San Diego, CA 92163-4398
855.669.2103

STONEBRIDGE II

= STATEMENT =

Account No. 111-839C

02/26/21

Date	Description	x-ref	Amount	Balance
	balance fwd (details available on request)			57.52
01/01/21	Jan 21 Web Hosting Fee	8543	5.00	62.52
01/01/21	Jan 21 Domain Stone.org	8543	1.50	64.02
01/04/21	Payment rec'd ck# 005174	8546	-64.02	0.00
02/01/21	01/21 Printing	8576	19.09	19.09
02/01/21	01/21 Postage	8578	26.26	45.35
02/01/21	Feb 21 Supplies	8579	17.55	62.90
02/01/21	Feb 21 Web Hosting Fee	8579	5.00	67.90
02/01/21	Feb 21 Domain Stone.org	8579	1.50	69.40
02/25/21	02/21 Postage	8623	26.24	95.64

Total Now Due: \$ 95.64

Terms: Management fees due 1st of each month.

69.40

- - - - - Return Bottom Coupon with Payment - - - - -

Stonebridge II

Pay to: ceosd.net
Total Now Due: \$95.64
Write Acct 111-839C on check.

CEOSD INC
PO BOX 34398 - 111
SAN DIEGO CA 92163-4398

Stonebridge II Maintenance Corporation
855-669-2103
PO Box 34398 - 839
San Diego, CA 92163-4398

Banca Popular North America
7900 Miami Lakes Dr. West
Miami Lakes, FL 33093
46-54

005211

March 02, 2021

PAY TO THE
ORDER OF

CEOSD.NET

\$1,349.40

ONE THOUSAND THREE HUNDRED FORTY NINE AND 40/100 ***** DOLLARS

CEOSD.NET
PO Box 34398
San Diego, CA 92163-4398

MEMO: Invoice#

COPY *****

CEOSD INC
dba ceosd.net
PO Box 34398 - 111
San Diego, CA 92163-4398
855.669.2103

March
MGMT

STONEBRIDGE II

= STATEMENT =

Account No. 111-839R

02/26/21

Date	Description	x-ref	Amount	Balance
	balance fwd (details available on request)			1280.00
10/01/20	Payment rec'd ck# 5128	8414	-1280.00	0.00
11/01/20	Nov 20 Management Fee	8447	1280.00	1280.00
11/02/20	Payment rec'd ck# 5138	8453	-1280.00	0.00
12/01/20	Dec 20 Management Fee	8493	1280.00	1280.00
12/01/20	Payment rec'd ck# 5157	8499	-1030.00	250.00
01/01/21	Jan 21 Management Fee	8543	1280.00	1530.00
01/04/21	Payment rec'd ck# 005174	8546	-1530.00	0.00
02/01/21	Feb 21 Management Fee	8579	1280.00	1280.00
03/01/21	Mar 21 Management Fee	8628	1280.00	2560.00

Total Now Due: \$ 2,560.00

Terms: Management fees due 1st of each month.

1280

- - - - - Return Bottom Coupon with Payment - - - - -

Stonebridge II

Pay to: ceosd.net
Total Now Due: \$2,560.00
Write Acct 111-839R on check.

CEOSD INC
PO BOX 34398 - 111
SAN DIEGO CA 92163-4398

CEOSD INC
dba ceosd.net
PO Box 34398 - 111
San Diego, CA 92163-4398
855.669.2103

STONEBRIDGE II

= STATEMENT =

Account No. 111-839C

02/26/21

Date	Description	x-ref	Amount	Balance
	balance fwd (details available on request)			19.09
02/01/21	01/21 Postage	8578	26.26	45.35
02/01/21	Feb 21 Supplies	8579	17.55	62.90
02/01/21	Feb 21 Web Hosting Fee	8579	5.00	67.90
02/01/21	Feb 21 Domain Stone.org	8579	1.50	69.40
02/25/21	02/21 Postage	8623	26.24	95.64
03/01/21	02/21 Printing	8626	15.59	111.23
03/01/21	Mar 21 Supplies	8628	17.55	128.78
03/01/21	Mar 21 Web Hosting Fee	8628	5.00	133.78
03/01/21	Mar 21 Domain Stone.org	8628	1.50	135.28
Total Now Due:			\$	135.28

Terms: Management fees due 1st of each month.

- - - - - Return Bottom Coupon with Payment - - - - -

Stonebridge II

Pay to: ceosd.net
Total Now Due: \$135.28
Write Acct 111-839C on check.

CEOSD INC
PO BOX 34398 - 111
SAN DIEGO CA 92163-4398

Stonebridge II Maintenance Corporation
855-669-2103
PO Box 34398 - 839
San Diego, CA 92163-4398

Banca Popular North America
7900 Miami Lakes Dr. West
Miami Lakes, FL 33093
46-54

005212

March 02, 2021

PAY TO THE
ORDER OF

CEOSD.NET

\$1,345.88

ONE THOUSAND THREE HUNDRED FORTY-FIVE AND 88/100 ***** DOLLARS

CEOSD.NET
PO Box 34398
San Diego, CA 92163-4398

MEMO: Invoice#

COPY *****

Stonebridge II Maintenance Corporation
855-669-2103
PO Box 34398 - 839
San Diego, CA 92163-4398

Banca Popular North America
7900 Miami Lakes Dr. West
Miami Lakes, FL 33093
46-54

On-Line

March 25, 2021

PAY TO THE
ORDER OF

ALLSTATE INSURANCE COMPANY

\$1,830.49

ONE THOUSAND EIGHT HUNDRED THIRTY NINE AND 49/100 ***** DOLLARS

Allstate Insurance Company
PO Box 4344
Carol Stream, IL 60197-4344

MEMO: Invoice#

COPY



County of San Diego
DEPARTMENT OF ENVIRONMENTAL HEALTH AND QUALITY
P.O. BOX 129261, SAN DIEGO, CA 92112-9261
www.sdcdeh.org

Questions?

(858) 505-6930
DEHRevenue@sdcounty.ca.gov

RENEWAL INVOICE

NOTICE: If your permit fees are not paid in full by the due date, your facility will be subject to closure.

Renewal Period: **4/30/2021 - 4/30/2022**
Bill for: Pool - Parent

Record Number: **DEH2003-FPOOL-406422**
Payment Due By: **4/30/2021**

Business Name and Billing Address

STONEBRIDGE II MAINTENANCE
STONEBRIDGE II MAINTENANCE CORP
C/O CEOSD.NET
PO BOX 34398 - 839
SAN DIEGO, CA 92163-4398

Owner Information / Business Location

STONEBRIDGE II MAINTENANCE CORP
1436 HILLTOP DR
CHULA VISTA, CA 91911

Date	Quantity	Fee Code	Fee Code Description	Fee
02/14/2021	1	6FR00--EHO	POOLS	\$349.00

FEB - 8 2020

\$50.00 or 50% delinquent fee is assessed after due date.

Additional \$100.00 or 100% delinquent fee is assessed after 30 days.

TOTAL AMOUNT DUE: \$349.00

RETURN BOTTOM PORTION WITH YOUR PAYMENT

PERMITS ARE NOT TRANSFERABLE. If there has been a change in business location or ownership, please apply for a new permit. See the reverse side for additional instructions. ☐ Check this box if you have provided updated information on the reverse.

Online payments can be made at www.dehpay.com (See the reverse side for additional instructions).

Record Number: **DEH2003-FPOOL-406422**
Business Name: **STONEBRIDGE II MAINTENANCE**
Owner Name: **STONEBRIDGE II MAINTENANCE CORP**
Business Location: **1436 HILLTOP DR
CHULA VISTA, CA 91911**

Checks are payable to: **COUNTY OF SAN DIEGO, DEH**

PAYMENT DUE DATE: **4/30/2021**

AMOUNT DUE: **\$349.00**

If payment is not received by the due date,
delinquent fees will be assessed as follows:

Please update or provide current email addresses:

Owner email: 839@ceosd.net

Billing Contact email: 839@ceosd.net

County of San Diego
Department of Environmental Health and Quality
P.O. Box 129261
San Diego, CA 92112-9261

\$50.00 or 50% delinquent fee is assessed after due date.
Additional \$100.00 or 100% delinquent fee is assessed after 30 days.

058802 - DEH202104INVCYA2



DEH2003-FPOOL-406422

Stonebridge II Maintenance Corporation
855-669-2103
PO Box 34398 - 839
San Diego, CA 92163-4398

Banca Popular North America
7900 Miami Lakes Dr. West
Miami Lakes, FL 33093
46-54

005219

March 10, 2021

PAY TO THE
ORDER OF

COUNTY OF SAN DIEGO DEH

\$349.00

THREE HUNDRED FORTY NINE AND 00/100 ***** DOLLARS

County Of San Diego DEH
Dept Of Environmental Health
Po Box 129261
San Diego, CA 92112-2661

MEMO: Invoice#



Stonebridge II Maintenance Corporation
General Ledger Report
3/1/2021 - 3/31/2021

Client: Stonebridge II Maintenance Corporation
Account: 10100 - Operating - Popular Checking 8896

Account Category: Operating
Account Type: Bank

Posting Date	Source	Description	Long Desc.	Cost Center	Debit	Credit	Balance
Beginning Balance							\$29,451.93
3/2/2021	AR	Payment Received		Operating	\$1,705.59		\$31,157.52
3/2/2021	AP	Payment: CEOSD.NET, Check #: 5211, Invoice #:		Operating		\$1,349.40	\$29,808.12
3/2/2021	AP	Payment: CEOSD.NET, Check #: 5212, Invoice #:		Operating		\$1,345.88	\$28,462.24
3/3/2021	AP	Payment: Antonio Parra , Check #: 5213, Invoice #: 108		Operating		\$275.00	\$28,187.24
3/3/2021	AP	Payment: Aquaphoria Pool & Spa Services LLC, Check #: 5214, Invoice #: 359		Operating		\$371.00	\$27,816.24
3/3/2021	AP	Payment: San Diego Gas & Electric, Check #: 5215, Invoice #:		Operating		\$2,517.38	\$25,298.86
3/3/2021	AP	Payment: Jorge Castro, Check #: 5216, Invoice #:		Operating		\$1,000.00	\$24,298.86
3/3/2021	AP	Payment: Sweetwater Authority, Check #: 5217, Invoice #:		Operating		\$2,759.27	\$21,539.59
3/3/2021	AP	Payment: Sweetwater Authority, Check #: 5218, Invoice #:		Operating		\$2,046.05	\$19,493.54
3/8/2021	AR	Payment Received		Operating	\$4,084.31		\$23,577.85
3/9/2021		Other Deposit from: State Of California		Operating	\$122.94		\$23,700.79
3/10/2021	AP	Payment: County Of San Diego DEH, Check #: 5219, Invoice #:		Operating		\$349.00	\$23,351.79
3/10/2021	AP	Payment: M&L Professional Service, Inc., Check #: 5220, Invoice #: 99648, 99649		Operating		\$11,490.00	\$11,861.79
3/11/2021	AP	Payment: Republic Services, Check #: 5221, Invoice #: 0509008419562		Operating		\$1,241.14	\$10,620.65
3/11/2021	AR	Payment Received		Operating	\$6,482.85		\$17,103.50
3/15/2021	AR	Payment Received		Operating	\$3,649.12		\$20,752.62
3/15/2021	AR	Payment Received		Operating	\$894.33		\$21,646.95
3/17/2021	AP	Payment: Shellie Dalley, Check #: 5222, Invoice #: 130		Operating		\$165.00	\$21,481.95
3/17/2021	AP	Payment: Tamco Builders, Inc., Check #: 5223, Invoice #: 2137		Operating		\$1,825.00	\$19,656.95
3/17/2021	AP	Payment: Jorge Castro, Check #: 5224, Invoice #:		Operating		\$4,300.00	\$15,356.95
3/17/2021	AP	Payment: LLOYD PEST CONTROL, Check #: 5225, Invoice #: 7349842		Operating		\$80.00	\$15,276.95
3/18/2021	AP	Payment: Jorge Castro, Check #: 5226, Invoice #:		Operating		\$3,700.00	\$11,576.95
3/24/2021	AP	[VOID] - Payment: Jorge Castro, Check #: 5224, Invoice #:		Operating	\$4,300.00		\$15,876.95
3/24/2021	AP	Payment: Choice Locksmithing & Security, Inc., Check #: 5227, Invoice #: 031621STB		Operating		\$125.00	\$15,751.95
3/24/2021	AP	Payment: Choice Locksmithing & Security, Inc., Check #: 5228, Invoice #: 032021STB		Operating		\$979.07	\$14,772.88
3/24/2021	AP	Payment: San Diego Gas & Electric, Check #: 5229, Invoice #:		Operating		\$547.36	\$14,225.52
3/25/2021	AP	Payment: Allstate Insurance Company, On-Line Payment, Invoice #:		Operating		\$1,830.49	\$12,395.03
3/31/2021		Bank Statement Interest		Operating	\$0.33		\$12,395.36
Account Total					\$21,239.47	\$38,296.04	\$12,395.36
Beginning Balance					\$29,451.93		
Net Change					(\$17,056.57)		

Client: Stonebridge II Maintenance Corporation
Account: 13000 - Accounts Receivable

Account Category: Accounts Receivable
Account Type: Accounts Receivable

Posting Date	Source	Description	Long Desc.	Cost Center	Debit	Credit	Balance
Beginning Balance							\$18,704.39
3/1/2021	AR	March 2021 - Assessment \$405.68		Operating	\$16,447.57		\$35,151.96
3/1/2021	AR	Payment Application		Operating		\$1,838.66	\$33,313.30
3/2/2021	AR	Payment Application		Operating		\$1,705.59	\$31,607.71
3/8/2021	AR	Payment Application		Operating		\$3,569.27	\$28,038.44
3/11/2021	AR	Payment Application		Operating		\$5,965.95	\$22,072.49
3/15/2021	AR	Payment Application		Operating		\$3,243.41	\$18,829.08
3/15/2021	AR	Payment Application		Operating		\$894.23	\$17,934.85
3/18/2021	AR	Late Fee		Operating	\$25.94		\$17,960.79
3/18/2021	AR	Late Fee		Operating	\$243.41		\$18,204.20
3/18/2021	AR	Late Fee		Operating	\$15.41		\$18,219.61
3/18/2021	AR	Late Fee		Operating	\$43.42		\$18,263.03
3/18/2021	AR	Late Fee		Operating	\$29.66		\$18,292.69
Account Total					\$16,805.41	\$17,217.11	\$18,292.69
Beginning Balance					\$18,704.39		
Net Change					(\$411.70)		

Client: Stonebridge II Maintenance Corporation
Account: 23000 - Pre-Paid Assessments

Account Category: Accounts Payable
Account Type: Accounts Payable

Posting Date	Source	Description	Long Desc.	Cost Center	Debit	Credit	Balance
--------------	--------	-------------	------------	-------------	-------	--------	---------

Stonebridge II Maintenance Corporation
General Ledger Report
3/1/2021 - 3/31/2021

Beginning Balance								
3/1/2021	AR	Payment Application	Operating	\$1,838.66				(\$3,112.43)
3/2/2021	AR	Payment Received	Operating		\$1,705.59			(\$1,273.77)
3/2/2021	AR	Payment Application	Operating	\$1,705.59				(\$2,979.36)
3/8/2021	AR	Payment Received	Operating		\$4,084.31			(\$1,273.77)
3/8/2021	AR	Payment Application	Operating	\$3,569.27				(\$5,358.08)
3/11/2021	AR	Payment Received	Operating		\$6,482.85			(\$1,788.81)
3/11/2021	AR	Payment Application	Operating	\$5,965.95				(\$8,271.66)
3/15/2021	AR	Payment Received	Operating		\$3,649.12			(\$2,305.71)
3/15/2021	AR	Payment Application	Operating	\$3,243.41				(\$5,954.83)
3/15/2021	AR	Payment Received	Operating		\$894.33			(\$2,711.42)
3/15/2021	AR	Payment Application	Operating	\$894.23				(\$3,605.75)
Account Total					\$17,217.11	\$16,816.20		(\$2,711.52)
Beginning Balance								
Net Change								

Client: Stonebridge II Maintenance Corporation			Account Category: Surplus/(Deficit)				
Account: 30000 - Surplus/Deficit			Account Type: Equity				
Posting Date	Source	Description	Long Desc.	Cost Center	Debit	Credit	Balance
Beginning Balance							(\$55,974.13)
Account Total					\$0.00	\$0.00	(\$55,974.13)
Beginning Balance			(\$55,974.13)				
Net Change			\$0.00				

Client: Stonebridge II Maintenance Corporation				Account Category: Assessment			
Account: 40000 - Assessments				Account Type: Income			
Posting Date	Source	Description	Long Desc.	Cost Center	Debit	Credit	Balance
Beginning Balance							(\$32,895.14)
3/1/2021	AR	March 2021 - Assessment		Operating	\$16,447.57		(\$49,342.71)
Account Total					\$0.00	\$16,447.57	(\$49,342.71)
Beginning Balance							
Net Change							

Client: Stonebridge II Maintenance Corporation				Account Category: Other Income			
Account: 40100 - Late Fees				Account Type: Income			
Posting Date	Source	Description	Long Desc.	Cost Center	Debit	Credit	Balance
Beginning Balance							\$0.00
3/18/2021	AR	Late Fee		Operating		\$25.94	(\$25.94)
3/18/2021	AR	Late Fee		Operating		\$243.41	(\$269.35)
3/18/2021	AR	Late Fee		Operating		\$15.41	(\$284.76)
3/18/2021	AR	Late Fee		Operating		\$43.42	(\$328.18)
3/18/2021	AR	Late Fee		Operating		\$29.66	(\$357.84)
Account Total					\$0.00	\$357.84	(\$357.84)
Beginning Balance							
Net Change					\$0.00		
					(\$357.84)		

Client: Stonebridge II Maintenance Corporation			Account Category: Other Income				
Account: 40300 - Operating Interest			Account Type: Income				
Posting Date	Source	Description	Long Desc.	Cost Center	Debit	Credit	Balance
Beginning Balance							(\$0.92)
3/31/2021		Bank Statement Interest		Operating		\$0.33	(\$1.25)
Account Total					\$0.00	\$0.33	(\$1.25)
Beginning Balance							(\$0.92)
Net Change							(\$0.33)

Client: Stonebridge II Maintenance Corporation
Account: 50000 - Repair & Maintenance

Account Category: 1 Structural, Common Area, Landscape, Utilities
Account Type: Expense



Stonebridge II Maintenance Corporation
General Ledger Report
3/1/2021 - 3/31/2021

Posting Date	Source	Description	Long Desc.	Cost Center	Debit	Credit	Balance
Beginning Balance							\$15,546.72
3/3/2021	AP	Payment: Jorge Castro, Check #: 5216, Invoice #: , J1193 Replace Fence		Operating	\$1,000.00		\$16,546.72
3/10/2021	AP	Payment: M&L Professional Service, Inc., Check #: 5220, Invoice #: 99648, J1189 New Concret Install ,Prep, Materials, Invoice #: 99649, J1189 Slab Leak Re-Pipe Leak Detect		Operating	\$11,490.00		\$28,036.72
3/17/2021	AP	Payment: Jorge Castro, Check #: 5224, Invoice #: , J1194 Roof Leak U24, J1197 Trash by Garbage Can, J1300 Patch Hole in Back Eastside		Operating	\$4,300.00		\$32,336.72
3/18/2021	AP	Payment: Jorge Castro, Check #: 5226, Invoice #: , J1194 Roof Leak U24, J1197 Trash Removal		Operating	\$3,700.00		\$36,036.72
3/24/2021	AP	[VOID] - Payment: Jorge Castro, Check #: 5224, Invoice #: , J1194 Roof Leak U24, J1197 Trash by Garbage Can, J1300 Patch Hole in Back Eastside		Operating		\$4,300.00	\$31,736.72
3/24/2021	AP	Payment: Choice Locksmithing & Security, Inc., Check #: 5227, Invoice #: 031621STB, J1200 Back Gate Not Closing		Operating	\$125.00		\$31,861.72
3/24/2021	AP	Payment: Choice Locksmithing & Security, Inc., Check #: 5228, Invoice #: 032021STB, J1199 Back Gate		Operating	\$979.07		\$32,840.79
Account Total					\$21,594.07	\$4,300.00	\$32,840.79
Beginning Balance					\$15,546.72		
Net Change					\$17,294.07		

Client: Stonebridge II Maintenance Corporation
Account: 50100 - Pool

Account Category: 1 Structural, Common Area, Landscape, Utilities
Account Type: Expense

Posting Date	Source	Description	Long Desc.	Cost Center	Debit	Credit	Balance
Beginning Balance							\$852.00
3/3/2021	AP	Payment: Aquaphoria Pool & Spa Services LLC, Check #: 5214, Invoice #: 359, SVC 02/21		Operating	\$371.00		\$1,223.00
Account Total					\$371.00	\$0.00	\$1,223.00
Beginning Balance					\$852.00		
Net Change					\$371.00		

Client: Stonebridge II Maintenance Corporation
Account: 50300 - Janitorial

Account Category: 1 Structural, Common Area, Landscape, Utilities
Account Type: Expense

Posting Date	Source	Description	Long Desc.	Cost Center	Debit	Credit	Balance
Beginning Balance							\$495.00
3/17/2021	AP	Payment: Shellie Dalley, Check #: 5222, Invoice #: 130, SVC 03/21		Operating	\$165.00		\$660.00
Account Total					\$165.00	\$0.00	\$660.00
Beginning Balance					\$495.00		
Net Change					\$165.00		

Client: Stonebridge II Maintenance Corporation
Account: 50400 - Pest Control

Account Category: 1 Structural, Common Area, Landscape, Utilities
Account Type: Expense

Posting Date	Source	Description	Long Desc.	Cost Center	Debit	Credit	Balance
Beginning Balance							\$160.00
3/17/2021	AP	Payment: LLOYD PEST CONTROL, Check #: 5225, Invoice #: 7349842, SVC 03/21		Operating	\$80.00		\$240.00
Account Total					\$80.00	\$0.00	\$240.00
Beginning Balance					\$160.00		
Net Change					\$80.00		

Client: Stonebridge II Maintenance Corporation
Account: 51000 - Landscape

Account Category: 1 Structural, Common Area, Landscape, Utilities
Account Type: Expense

Posting Date	Source	Description	Long Desc.	Cost Center	Debit	Credit	Balance
Beginning Balance							\$3,650.00
3/17/2021	AP	Payment: Tamco Builders, Inc., Check #: 5223, Invoice #: 2137, SVC 03/21		Operating	\$1,825.00		\$5,475.00
Account Total					\$1,825.00	\$0.00	\$5,475.00
Beginning Balance					\$3,650.00		



Stonebridge II Maintenance Corporation
General Ledger Report
3/1/2021 - 3/31/2021

Net Change \$1,825.00

Client: Stonebridge II Maintenance Corporation
Account: 59000 - Gas & Electric

Account Category: 1 Structural, Common Area, Landscape, Utilities
Account Type: Expense

Posting Date	Source	Description	Long Desc.	Cost Center	Debit	Credit	Balance
Beginning Balance							\$3,719.90
3/3/2021	AP	Payment: San Diego Gas & Electric, Check #: 5215, Invoice #: , ACCT#82963422203, ACCT#82963371673, ACCT#82963384312		Operating	\$2,517.38		\$6,237.28
3/24/2021	AP	Payment: San Diego Gas & Electric, Check #: 5229, Invoice #: , ACCT#8296 337 167 3, ACCT# 8296 338 431 2		Operating	\$547.36		\$6,784.64
Account Total					\$3,064.74	\$0.00	\$6,784.64
Beginning Balance				\$3,719.90			
Net Change				\$3,064.74			

Client: Stonebridge II Maintenance Corporation
Account: 59300 - Trash

Account Category: 1 Structural, Common Area, Landscape, Utilities
Account Type: Expense

Posting Date	Source	Description	Long Desc.	Cost Center	Debit	Credit	Balance
Beginning Balance							\$4,318.73
3/11/2021	AP	Payment: Republic Services, Check #: 5221, Invoice #: 0509008419562, SVC 02/21 ACCT#305090132326		Operating	\$1,241.14		\$5,559.87
Account Total					\$1,241.14	\$0.00	\$5,559.87
Beginning Balance				\$4,318.73			
Net Change				\$1,241.14			

Client: Stonebridge II Maintenance Corporation
Account: 59400 - Water & Sewer

Account Category: 1 Structural, Common Area, Landscape, Utilities
Account Type: Expense

Posting Date	Source	Description	Long Desc.	Cost Center	Debit	Credit	Balance
Beginning Balance							\$6,940.38
3/3/2021	AP	Payment: Sweetwater Authority, Check #: 5217, Invoice #: , SVC ACCT#7541660008		Operating	\$2,759.27		\$9,699.65
3/3/2021	AP	Payment: Sweetwater Authority, Check #: 5218, Invoice #: , ACCT#7543220008		Operating	\$2,046.05		\$11,745.70
Account Total					\$4,805.32	\$0.00	\$11,745.70
Beginning Balance				\$6,940.38			
Net Change				\$4,805.32			

Client: Stonebridge II Maintenance Corporation
Account: 59450 - Sewer

Account Category: 1 Structural, Common Area, Landscape, Utilities
Account Type: Expense

Posting Date	Source	Description	Long Desc.	Cost Center	Debit	Credit	Balance
Beginning Balance							\$1,435.75
Account Total					\$0.00	\$0.00	\$1,435.75
Beginning Balance				\$1,435.75			
Net Change				\$0.00			

Client: Stonebridge II Maintenance Corporation
Account: 90100 - Legal & Professional

Account Category: 5 Professional & Admin Services
Account Type: Expense

Posting Date	Source	Description	Long Desc.	Cost Center	Debit	Credit	Balance
Beginning Balance							\$400.00
3/3/2021	AP	Payment: Antonio Parra , Check #: 5213, Invoice #: 108, Inspector of Elections		Operating	\$275.00		\$675.00
Account Total					\$275.00	\$0.00	\$675.00
Beginning Balance				\$400.00			
Net Change				\$275.00			

Client: Stonebridge II Maintenance Corporation
Account: 90200 - Management Fees

Account Category: 5 Professional & Admin Services
Account Type: Expense



Stonebridge II Maintenance Corporation
General Ledger Report
3/1/2021 - 3/31/2021

Posting Date	Source	Description	Long Desc.	Cost Center	Debit	Credit	Balance
Beginning Balance							\$1,530.00
3/2/2021	AP	Payment: CEOSD.NET, Check #: 5211, Invoice #: , 02/21 Mgmt Fee		Operating	\$1,280.00		\$2,810.00
3/2/2021	AP	Payment: CEOSD.NET, Check #: 5212, Invoice #: , 03/21 Mgmt Fee		Operating	\$1,280.00		\$4,090.00
Account Total					\$2,560.00	\$0.00	\$4,090.00
Beginning Balance				\$1,530.00			
Net Change				\$2,560.00			

Client: Stonebridge II Maintenance Corporation
Account: 90400 - Insurance

Account Category: 5 Professional & Admin Services
Account Type: Expense

Posting Date	Source	Description	Long Desc.	Cost Center	Debit	Credit	Balance
Beginning Balance							\$4,468.31
3/25/2021	AP	Payment: Allstate Insurance Company, Check #: On-Line, Invoice #: , 03/21 SVC		Operating	\$1,830.49		\$6,298.80
Account Total					\$1,830.49	\$0.00	\$6,298.80
Beginning Balance				\$4,468.31			
Net Change				\$1,830.49			

Client: Stonebridge II Maintenance Corporation
Account: 90900 - Office Expenses & Misc

Account Category: 5 Professional & Admin Services
Account Type: Expense

Posting Date	Source	Description	Long Desc.	Cost Center	Debit	Credit	Balance
Beginning Balance							\$24.05
3/2/2021	AP	Payment: CEOSD.NET, Check #: 5211, Invoice #: , 02/21 Supplies, 02/21 Website Hosting, 02/21 Domain		Operating	\$24.05		\$48.10
3/2/2021	AP	Payment: CEOSD.NET, Check #: 5212, Invoice #: , 03/21 Supplies, 03/21 Website Hosting, 03/21 Domain		Operating	\$24.05		\$72.15
Account Total					\$48.10	\$0.00	\$72.15
Beginning Balance				\$24.05			
Net Change				\$48.10			

Client: Stonebridge II Maintenance Corporation
Account: 90901 - Printing & Supplies

Account Category: 5 Professional & Admin Services
Account Type: Expense

Posting Date	Source	Description	Long Desc.	Cost Center	Debit	Credit	Balance
Beginning Balance							\$17.39
3/2/2021	AP	Payment: CEOSD.NET, Check #: 5211, Invoice #: , 01/21 Printing		Operating	\$19.09		\$36.48
3/2/2021	AP	Payment: CEOSD.NET, Check #: 5212, Invoice #: , 02/21 Printing		Operating	\$15.59		\$52.07
Account Total					\$34.68	\$0.00	\$52.07
Beginning Balance				\$17.39			
Net Change				\$34.68			

Client: Stonebridge II Maintenance Corporation
Account: 90903 - Postage

Account Category: 5 Professional & Admin Services
Account Type: Expense

Posting Date	Source	Description	Long Desc.	Cost Center	Debit	Credit	Balance
Beginning Balance							\$22.58
3/2/2021	AP	Payment: CEOSD.NET, Check #: 5211, Invoice #: , 01/21 Postage		Operating	\$26.26		\$48.84
3/2/2021	AP	Payment: CEOSD.NET, Check #: 5212, Invoice #: , 02/21 Postage		Operating	\$26.24		\$75.08
Account Total					\$52.50	\$0.00	\$75.08
Beginning Balance				\$22.58			
Net Change				\$52.50			

Client: Stonebridge II Maintenance Corporation
Account: 90920 - License, Permits & Fees

Account Category: 5 Professional & Admin Services
Account Type: Expense

Posting Date	Source	Description	Long Desc.	Cost Center	Debit	Credit	Balance
Beginning Balance							\$0.00
3/10/2021	AP	Payment: County Of San Diego DEH, Check #: 5219, Invoice #: , Record#DEH2003-FPOOL-406422		Operating	\$349.00		\$349.00



Stonebridge II Maintenance Corporation
General Ledger Report
3/1/2021 - 3/31/2021

Account Total		\$349.00	\$0.00	\$349.00
Beginning Balance	\$0.00			
Net Change	\$349.00			

Client: Stonebridge II Maintenance Corporation
Account: 90940 - Income Tax - Federal & State
Posting Date Source Description

Account Category: 5 Professional & Admin Services
Account Type: Expense

Long Desc.	Cost Center	Debit	Credit	Balance
Beginning Balance				\$245.49
3/9/2021	Other Deposit from: State Of California		\$122.94	\$122.55
Account Total				\$122.55
Beginning Balance				\$245.49
Net Change				(\$122.94)



Stonebridge II
Reconciliation Report

North America - Operating - Popular Checking-10000
Statement Date: 3/31/2021

Statement Balance: \$9,377.33
GL Balance: \$12,295.36
Last Statement Balance: \$25,729.83
Outstanding Checks: \$2,528.53
Outstanding Deposits: \$5,446.56
Calculated Balance: \$9,377.33
GL vs. Balance Difference: \$0.00

Outstanding

Checks	Description	Date	Check #	Amount
	Payment: Santana Sandoval, Check #: 5111, Invoice #:	9/3/2020	5111	-\$100.00
	REVERSAL - [Payment Received]	1/26/2021		-\$864.46
	REVERSAL - [Payment Received]	1/26/2021		-\$460.00
	Payment: Choice Locksmithing & Security, Inc., Check #: 5227, Invoice #: 031621STB	3/24/2021	5227	-\$125.00
	Payment: Choice Locksmithing & Security, Inc., Check #: 5228, Invoice #: 032021STB	3/24/2021	5228	-\$979.07
Total Outstanding Checks:				\$2,528.53

Deposits	Description	Date	Amount
	Payment Received	12/12/2019	\$500.00
	Payment Received	2/4/2020	\$440.00
	Payment Received	2/15/2020	\$405.68
	Payment Received	2/21/2020	\$475.00
	Payment Received	1/5/2021	\$2,301.42
	Payment Received	1/26/2021	\$1,324.46
Total Outstanding Deposits:			\$5,446.56