



Stonebridge II Maintenance Corporation
Balance Sheet
6/30/2021

Assets

Operating

10000 - Alliance Operating 4478 (\$3,379.28)

10100 - Operating - Popular Checking 8896 \$4,207.92

Operating Total \$828.64

Accounts Receivable

13000 - Accounts Receivable \$22,451.33

Accounts Receivable Total \$22,451.33

Assets Total \$23,279.97

Liabilities and Equity

Accounts Payable

23000 - Pre-Paid Assessments \$2,315.84

Accounts Payable Total \$2,315.84

Retained Earnings \$55,974.13

Net Income (\$35,010.00)

Liabilities & Equity Total \$23,279.97



Stonebridge II Maintenance Corporation
Budget Comparison Report
6/1/2021 - 6/30/2021

	6/1/2021 - 6/30/2021				1/1/2021 - 6/30/2021				
	Actual	Budget	Variance	Percent	Actual	Budget	Variance	Percent	Annual Budget
Income									
<u>Assessment</u>									
40000 - Assessments	\$16,853.25	\$16,447.42	\$405.83	2.47%	\$99,091.10	\$98,684.52	\$406.58	0.41%	\$197,369.00
<u>Total Assessment</u>	\$16,853.25	\$16,447.42	\$405.83	2.47%	\$99,091.10	\$98,684.52	\$406.58	0.41%	\$197,369.00
<u>Other Income</u>									
40100 - Late Fees	\$97.36	\$0.00	\$97.36	100.00%	\$455.20	\$0.00	\$455.20	100.00%	\$0.00
40151 - Laundry Income	\$0.00	\$0.00	\$0.00	0.00%	\$5.70	\$0.00	\$5.70	100.00%	\$0.00
40190 - Misc Fees	\$125.00	\$0.00	\$125.00	100.00%	\$125.00	\$0.00	\$125.00	100.00%	\$0.00
40300 - Operating Interest	\$0.12	\$0.50	(\$0.38)	(76.00%)	\$1.75	\$3.00	(\$1.25)	(41.67%)	\$6.00
<u>Total Other Income</u>	\$222.48	\$0.50	\$221.98	44,396.00%	\$587.65	\$3.00	\$584.65	19,488.33%	\$6.00
Total Income	\$17,075.73	\$16,447.92	\$627.81	3.82%	\$99,678.75	\$98,687.52	\$991.23	1.00%	\$197,375.00
Expense									
<u>1 Structural, Common Area, Landscape, Utilities</u>									
50000 - Repair & Maintenance	\$700.00	\$1,250.00	\$550.00	44.00%	\$50,218.11	\$7,500.00	(\$42,718.11)	(569.57%)	\$15,000.00
50100 - Pool	\$275.00	\$396.00	\$121.00	30.56%	\$2,240.00	\$2,376.00	\$136.00	5.72%	\$4,752.00
50190 - Pool Extras	\$201.00	\$41.67	(\$159.33)	(382.36%)	\$201.00	\$250.02	\$49.02	19.61%	\$500.00
50300 - Janitorial	\$165.00	\$130.00	(\$35.00)	(26.92%)	\$1,155.00	\$780.00	(\$375.00)	(48.08%)	\$1,560.00
50390 - Janitorial Extras	\$0.00	\$31.67	\$31.67	100.00%	\$0.00	\$190.02	\$190.02	100.00%	\$380.00
50400 - Pest Control	\$320.00	\$0.00	(\$320.00)	(100.00%)	\$560.00	\$0.00	(\$560.00)	(100.00%)	\$0.00
51000 - Landscape	\$1,825.00	\$2,083.33	\$258.33	12.40%	\$10,950.00	\$12,499.98	\$1,549.98	12.40%	\$25,000.00
51090 - Landscape Materials & Supplies	\$0.00	\$0.00	\$0.00	0.00%	\$310.00	\$0.00	(\$310.00)	(100.00%)	\$0.00
59000 - Gas & Electric	\$3,950.32	\$1,350.00	(\$2,600.32)	(192.62%)	\$14,035.41	\$8,100.00	(\$5,935.41)	(73.28%)	\$16,200.00
59300 - Trash	\$1,328.99	\$1,152.08	(\$176.91)	(15.36%)	\$9,381.52	\$6,912.48	(\$2,469.04)	(35.72%)	\$13,825.00
59400 - Water & Sewer	\$0.00	\$1,500.00	\$1,500.00	100.00%	\$17,243.50	\$9,000.00	(\$8,243.50)	(91.59%)	\$18,000.00
59450 - Sewer	\$3,008.01	\$1,558.33	(\$1,449.68)	(93.03%)	\$7,090.02	\$9,349.98	\$2,259.96	24.17%	\$18,700.00
<u>Total 1 Structural, Common Area, Landscape, Utilities</u>	\$11,773.32	\$9,493.08	(\$2,280.24)	(24.02%)	\$113,384.56	\$56,958.48	(\$56,426.08)	(99.07%)	\$113,917.00
<u>5 Professional & Admin Services</u>									
90100 - Legal & Professional	\$0.00	\$166.67	\$166.67	100.00%	\$675.00	\$1,000.02	\$325.02	32.50%	\$2,000.00
90200 - Management Fees	\$1,280.00	\$1,280.00	\$0.00	0.00%	\$7,930.00	\$7,680.00	(\$250.00)	(3.26%)	\$15,360.00
90400 - Insurance	\$1,830.61	\$1,859.00	\$28.39	1.53%	\$11,790.39	\$11,154.00	(\$636.39)	(5.71%)	\$22,308.00
90900 - Office Expenses & Misc	\$24.05	\$89.17	\$65.12	73.03%	\$144.30	\$535.02	\$390.72	73.03%	\$1,070.00
90901 - Printing & Supplies	\$21.14	\$0.00	(\$21.14)	(100.00%)	\$110.94	\$0.00	(\$110.94)	(100.00%)	\$0.00
90903 - Postage	\$49.27	\$0.00	(\$49.27)	(100.00%)	\$172.01	\$0.00	(\$172.01)	(100.00%)	\$0.00
90920 - License, Permits & Fees	(\$10.00)	\$0.00	\$10.00	(100.00%)	\$359.00	\$0.00	(\$359.00)	(100.00%)	\$0.00
90940 - Income Tax - Federal & State	\$0.00	\$22.50	\$22.50	100.00%	\$122.55	\$135.00	\$12.45	9.22%	\$270.00



Stonebridge II Maintenance Corporation
Budget Comparison Report
6/1/2021 - 6/30/2021

	6/1/2021 - 6/30/2021				1/1/2021 - 6/30/2021				
	Actual	Budget	Variance	Percent	Actual	Budget	Variance	Percent	Annual Budget
<u>Total 5 Professional & Admin Services</u>	\$3,195.07	\$3,417.34	\$222.27	6.50%	\$21,304.19	\$20,504.04	(\$800.15)	(3.90%)	\$41,008.00
Total Expense	\$14,968.39	\$12,910.42	(\$2,057.97)	(15.94%)	\$134,688.75	\$77,462.52	(\$57,226.23)	(73.88%)	\$154,925.00
Operating Net Income	\$2,107.34	\$3,537.50	(\$1,430.16)	(40.43%)	(\$35,010.00)	\$21,225.00	(\$56,235.00)	(264.95%)	\$42,450.00
Net Income	\$2,107.34	\$3,537.50	(\$1,430.16)	(40.43%)	(\$35,010.00)	\$21,225.00	(\$56,235.00)	(264.95%)	\$42,450.00



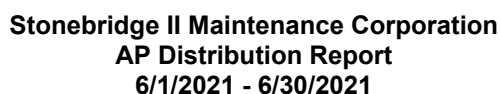
Stonebridge II Maintenance Corporation
Accounts Receivable Aging Report
Period Through: 6/30/2021

Unit	Account Number	Account	Total Due	Current	30 Days	60 Days	90 Days
25	104800250	Primary	\$6,838.16	\$434.23		\$434.23	\$5,969.70
3	104800230	Primary	\$3,308.96	\$405.68		\$405.68	\$2,497.60
39	* 104800390	Primary	\$1,582.14				\$1,582.14
18	104800181	Primary	\$1,064.40	\$503.04		\$405.68	\$155.68
15	104800150	Primary	\$1,060.38	\$405.68		\$351.12	\$303.58
29	104800290	Primary	\$911.88	\$434.23		\$434.23	\$43.42
27	* 104800270	Primary	\$892.50				\$892.50
30	104800300	Primary	\$868.46				\$868.46
14	104800410	Primary	\$811.36	\$405.68		\$405.68	
38	104800380	Primary	\$731.60	\$405.68		\$296.26	\$29.66
26	104800260	Primary	\$671.77	\$405.68		\$154.13	\$111.96
39	104800391	Primary	\$567.96	\$405.68		\$162.28	
11	104800110	Primary	\$559.23	\$559.23			
3	* 104800030	Primary	\$486.82				\$486.82
7	104800070	Primary	\$434.23	\$434.23			
5	104800050	Primary	\$405.68	\$405.68			
8	* 104800080	Primary	\$405.68	\$405.68			
8	104800081	Primary	\$405.68	\$405.68			
33	104800330	Primary	\$405.68	\$405.68			
31	104800310	Primary	\$404.40	\$404.40			
10	104800100	Primary	\$324.54	\$324.54			
2	104800020	Primary	\$8.82	\$8.82			
24	104800240	Primary	\$1.00	\$1.00			
Totals:			\$23,151.33	\$7,160.52	\$0.00	\$3,049.29	\$12,941.52
Counts:			23	19	0	9	11
Assessment:			\$20,899.99	\$6,938.16	\$0.00	\$3,049.29	\$10,912.54
Late Fee:			\$2,126.34	\$97.36	\$0.00	\$0.00	\$2,028.98
Misc Fees:			\$125.00	\$125.00	\$0.00	\$0.00	\$0.00
			\$23,151.33	\$7,160.52	\$0.00	\$3,049.29	\$12,941.52



Stonebridge II Maintenance Corporation
Prepaid Report
Period Through: 6/30/2021

Unit	Account Number	Homeowner	Address	Balance
4	104800040	Sergio G Carrizosa	1434 Hilltop Drive	\$142.00
12	104800120	David L. & Emma E. Lopez	1434 Hilltop Drive	\$0.25
13	104800130	David Alexander Jentz	1434 Hilltop Drive	\$405.68
16	104800160	Jose & Judith Hernandez	1434 Hilltop Drive	\$86.85
18	* 104800180	Andrew A Tessitore	1434 Hilltop Drive	\$12.25
21	104800210	Efren Landino	1434 Hilltop Drive	\$855.81
24	104800240	Karla L Tamayo	1434 Hilltop Drive	\$1.00
27	104800272	Jolene Grothe	1434 Hilltop Drive	\$811.72
32	104800320	Adrian De La Torre	1434 Hilltop Drive	\$0.28
Totals:				\$2,315.84



Grand Total: \$14,978.39

Paid to:
Stonebridge II

Paid by:
CEOSD INC.

Date Reference
05/28/2021

Amount Check No.
700.00 7429

Memo: Transfer Overdrawn



Alliance Association Bank®

A Division of Western Alliance Bank Member FDIC

Activity - Deposit Accounts

Report created: 05/28/2021 01:52:37 PM (ET)
 Account: 122105980 • *4478 • Checking • STONEBRIDGE II - OPR • Available (\$690.28)
 Date range: 4/28/2021 to 5/28/2021
 Transaction types: All transactions
 Detail option: Includes transaction detail

122105980 • *4478 • Checking • STONEBRIDGE II - OPR • Available (\$690.28)

690.28

Post Date	Reference	Additional Reference	Description	Debit	Credit	Calculated Balance
05/28/2021 01:52 PM (ET)		5213	CHECK PAID PROOF MEMO POSTING	\$350.00		(\$690.28)
05/27/2021	52509613	5215	CHECK PAID	\$400.00		(\$340.28)
05/27/2021	52591995	5211	CHECK PAID	\$165.00		\$59.72
05/27/2021	52576074		DEPOSIT		\$250.00	\$224.72
05/26/2021	52597326	5214	CHECK PAID	\$434.23		(\$25.28)
05/26/2021	STONEBRIDGE II M As		PRAUTHORIZED ACH DEBIT STONEBRIDGE II M Assn Dues 210526	\$1.00		\$408.95
05/25/2021	52596501	5212	CHECK PAID	\$5,495.00		\$409.95
05/25/2021	52509123	5202	CHECK PAID	\$279.69		\$5,904.95
05/25/2021	52582324		LOCKBOX DEPOSIT		\$1.00	\$6,184.64
05/25/2021	52590819		DEPOSIT		\$1,000.00	\$6,183.64
05/24/2021	52584907	5201	CHECK PAID	\$318.40		\$5,183.64
05/24/2021	52579259		DEPOSIT		\$10,000.00	\$5,502.04
05/21/2021	52591189	5206	CHECK PAID	\$2,135.00		(\$4,497.96)
05/21/2021	52500743	5205	CHECK PAID	\$1,532.80		(\$2,362.96)
05/21/2021	52503180	5203	CHECK PAID	\$371.00		(\$830.16)
05/21/2021	ALLSTATE INS CO PR		PRAUTHORIZED ACH DEBIT ALLSTATE INS CO PREM PYMT 210521	\$1,830.49		(\$459.16)
05/20/2021	52525741	5204	CHECK PAID	\$1,241.14		\$1,371.33
05/19/2021	52568664	5209	CHECK PAID	\$5,200.00		\$2,612.47
05/19/2021	52515402		DEPOSIT		\$2,891.73	\$7,812.47
05/18/2021	52567231	5210	CHECK PAID	\$2,226.30		\$4,920.74
05/18/2021	52567230	5207	CHECK PAID	\$3,271.50		\$7,147.04
05/17/2021	52564742	5208	CHECK PAID	\$1,200.00		\$10,418.54
05/17/2021	52542987		DEPOSIT		\$3,302.86	\$11,618.54
05/07/2021	52593935		DEPOSIT		\$10,000.00	\$8,315.68
05/06/2021	52579916	5200	CHECK PAID	\$2,500.00		(\$1,684.32)
05/06/2021	CHARGE BACK FEE		MISCELLANEOUS DEBIT CHARGE BACK FEE	\$10.00		\$815.68
05/06/2021	52608445		DEPOSITED ITEM RETURNED	\$18,000.00		\$825.68
05/06/2021	52573105		DEPOSIT		\$825.68	\$18,825.68
05/03/2021	52565232		DEPOSIT		\$18,000.00	\$18,000.00
05/28/2021	Totals			\$46,961.55	\$46,271.27	

OTHER DEPOSIT RECEIPT

Date: 5/28/2021
Client: Stonebridge II
Client Code: 839
From: CEOSD.INC
Payment Method: Check
Check #: 7429
Amount: \$700.00
GL Account: 13000 - Accounts Receivable
Cost Center: 1 - Operating
Deposit Into: 10000 - Alliance Operating 4478
Memo:

Need Reimburse Ceosd.net
\$700 - for an overdrawn
account 839.

CEOSD INC.
www.ceosd.net
PO Box 34398 - 111
San Diego, CA 92163-4398
(855) 669-2103

CALIFORNIA BANK & TRUST
3737 Fifth Avenue
San Diego, California 92103
90-3210/1222

7429

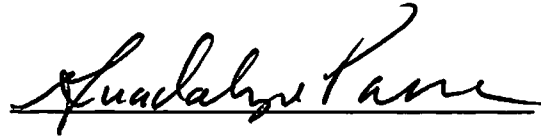
DATE: 05/28/2021

PAY TO THE
ORDER OF Stonebridge II

AMOUNT: \$**700.00

Seven Hundred and 0/100 *****Dollars

Stonebridge II



Transfer Overdrawn

⑈7429⑈ ⑆122232109⑆ 2080366291⑈

Security features are included. Details on back.

CEOSD.NET

C A S H D I S B U R S E M E N T S J O U R N A L

-- General Journal --

2021	G/L-Acct	Description	Check	Contra	Folio	Amount
05/28	7180	Overdrawn Account	7429	1020	8705	700.00
05/28	1020	Stonebridge II	7429	7180	8705	-700.00
Total to G/L						<u>\$0.00</u>

this journal prepared 05/28/21 by lp _____



INVOICE #740

ISSUED:

May 31, 2021

DUE:

Jun 15, 2021

RECIPIENT:**Stonebridge II H.O.A. and ceosd.net**P.O. Box 34398-839
San Diego, Ca 92163-4398**SENDER:****Aquaphoria Pool and Spa Services LLC**1555 Northrim Court
Unit 273
San Diego, California 92111**SERVICE ADDRESS:**1424 Hilltop Dr
Chula Vista, Ca 91911

Phone: (619) 268-1132

Email: aquaphoriasd@gmail.com

For Pool Services Rendered May 2021

PRODUCT / SERVICE	DESCRIPTION	QTY.	UNIT COST	TOTAL
Regular Pool Maintenance	Water tested, chemicals adjusted, walls/steps/benches brushed, debris netted out, baskets emptied, vacuumed as needed. Filters were scheduled for cleaning every 4 months during the winter, but now that pool is open we may need to clean the filter monthly.	1	\$275.00	\$275.00
Chemicals	Per bottle	24	\$4.00	\$96.00
Filter Cleaning	Pool filter cleaning	1	\$105.00	\$105.00

Total **\$476.00**Account balance **\$476.00**

Thank you for your business. Please contact us with any questions regarding this invoice.

10/15/2021

YOUR LOGO
HERE

Date:6/15/2021
Invoice # 133

[Shellie Dailey
1434 Hilltop Dr. Unit 34
Chula Vista, CA 91911
619-206-8956
dailey-s@sbcglobal.net

TO CEO SD
[Stonebridge II
[P.O. Box 34398 - 839
[San Diego, CA 92163
[855-669-2103 ext. 839

SALESPERSON	JOB	PAYMENT TERMS	DUE DATE
Shellie Dailey	Cleaning of Club Room, Bathroom, Pool Area and Hallways	Within the Month	Within the Month

QTY	DESCRIPTION	UNIT PRICE	LINE TOTAL
1	Cleaning Pool Area	\$40	\$40.00
1	Cleaning Club Room	\$50	\$50.00
1	Cleaning Bathroom	\$25	\$25.00
1	Cleaning Hallway	\$50	\$50.00
	For the month May		
SUBTOTAL			\$165.00
SALES TAX			\$0.00
TOTAL			\$165.00

Make all checks payable to [Shellie Dailey]
Thank you for your business!

Stonebridge II Maintenance Corporation
855-669-2103
PO Box 34398 - 839
San Diego, CA 92163-4398

Alliance Bank
3033 West Ray Road #200
Chandler, AZ 85226
91-598/112

005224

June 28, 2021

PAY TO THE
ORDER OF

SHELLIE DALLEY

\$165.00

ONE HUNDRED SIXTY FIVE AND 00/100 ***** DOLLARS

Shellie Dalley
1434 Hilltop Drive
Unit 34
Chula Vista, CA 91911

MEMO: Invoice#

COPY



Lloyd Pest Control
1331 Morena Blvd #300
San Diego, CA 92110
1-800-223-2847
www.lloydpest.com

Invoice

February 16, 2021 - #7327972

Billing Location: #101773

Service Location: #101773

Invoice Total \$80.00

STONE BRIDGE II HOA
PO BOX 34398-839
San Diego, CA 92163-4398

STONEBRIDGE II HOA
1434-1436 Hilltop Dr
Chula Vista, CA 91911-5200

Amount Enclosed: _____

INVOICE(S) #7327972
\$80.00

Please detach and return top portion with payment

Service Address: 1434-1436 Hilltop Dr, Chula Vista, CA 91911

Current Invoice #7327972

Date	Work Order	Description	Total
02/16/2021	W7396055	Property Management Monthly Service Program	\$80.00
Total			\$80.00

Terms: NET30

Late payments are subject to a 1.5% per month finance charge

We have a new, user-friendly scheduling and billing system. If we have your e-mail address on file, we have now sent you a message with the details of your service, and a link to your personal customer portal to view service slips and pay electronically. (If you didn't receive an e-mail from us, we don't have your correct e-address. Just drop us a note at info@lloydpest.com and request portal access. Please include your service address or account number.)



Local: 1-800-223-2847
Toll Free:
accounting-info@lloydpest.com

www.lloydpest.com
Page 1 of 1



Lloyd Pest Control
1331 Morena Blvd #300
San Diego, CA 92110
1-800-223-2847
www.lloydpest.com

Invoice

April 14, 2021 - #7377802

Billing Location: #101773

Service Location: #101773

Invoice Total \$80.00

STONE BRIDGE II HOA
PO BOX 34398-839
San Diego, CA 92163-4398

STONEBRIDGE II HOA
1434-1436 Hilltop Dr
Chula Vista, CA 91911-5200

Amount Enclosed: _____

INVOICE(S) #7377802
\$80.00

Please detach and return top portion with payment

Service Address: 1434-1436 Hilltop Dr, Chula Vista, CA 91911

Current Invoice #7377802			
Date	Work Order	Description	Total
04/14/2021	W7469887	Property Management Monthly Service Program	\$80.00
		Total	\$80.00

Terms: NET30

Late payments are subject to a 1.5% per month finance charge

We have a new, user-friendly scheduling and billing system. If we have your e-mail address on file, we have now sent you a message with the details of your service, and a link to your personal customer portal to view service slips and pay electronically. (If you didn't receive an e-mail from us, we don't have your correct e-address. Just drop us a note at info@lloydpest.com and request portal access. Please include your service address or account number.)



Local: 1-800-223-2847
Toll Free:
accounting-info@lloydpest.com

www.lloydpest.com
Page 1 of 1



Lloyd Pest Control
1331 Morena Blvd #300
San Diego, CA 92110
1-800-223-2847
www.lloydpest.com

Invoice

May 18, 2021 - #7407843

Billing Location: #101773

Service Location: #101773

Invoice Total \$80.00

STONE BRIDGE II HOA
PO BOX 34398-839
San Diego, CA 92163-4398

STONEBRIDGE II HOA
1434-1436 Hilltop Dr
Chula Vista, CA 91911-5200

Amount Enclosed: _____

INVOICE(S) #7407843
\$80.00

Please detach and return top portion with payment

Service Address: 1434-1436 Hilltop Dr, Chula Vista, CA 91911

Current Invoice #7407843			
Date	Work Order	Description	Total
05/18/2021	W7504533	Property Management Service Program	\$80.00
		Total	\$80.00

Terms: NET30

Late payments are subject to a 1.5% per month finance charge

We have a new, user-friendly scheduling and billing system. If we have your e-mail address on file, we have now sent you a message with the details of your service, and a link to your personal customer portal to view service slips and pay electronically. (If you didn't receive an e-mail from us, we don't have your correct e-address. Just drop us a note at info@lloydpest.com and request portal access. Please include your service address or account number.)



Local: 1-800-223-2847
Toll Free:
accounting-info@lloydpest.com

www.lloydpest.com
Page 1 of 1



Lloyd Pest Control
1331 Morena Blvd #300
San Diego, CA 92110
1-800-223-2847
www.lloydpest.com

Invoice

June 18, 2021 - #7434196

Billing Location: #101773

Service Location: #101773

Invoice Total

\$80.00

STONE BRIDGE II HOA
PO BOX 34398-839
San Diego, CA 92163-4398

STONEBRIDGE II HOA
1434-1436 Hilltop Dr
Chula Vista, CA 91911-5200

Amount Enclosed: _____

INVOICE(S) #7434196
\$80.00

Please detach and return top portion with payment

Service Address: 1434-1436 Hilltop Dr, Chula Vista, CA 91911

Current Invoice #7434196			
Date	Work Order	Description	Total
06/18/2021	W7529402	Property Management Service Program	\$80.00
		Total	\$80.00

Terms: NET30

Late payments are subject to a 1.5% per month finance charge

We have a new, user-friendly scheduling and billing system. If we have your e-mail address on file, we have now sent you a message with the details of your service, and a link to your personal customer portal to view service slips and pay electronically. (If you didn't receive an e-mail from us, we don't have your correct e-address. Just drop us a note at info@lloydpest.com and request portal access. Please include your service address or account number.)



Local: 1-800-223-2847
Toll Free:
accounting-info@lloydpest.com

www.lloydpest.com
Page 1 of 1

Tamco Builders, Inc.

1284 Finch Place
Chula Vista, CA 91911
US

+1 6194214015

tamcobuilders@yahoo.co

m



General Contractor-LIC #868478

INVOICE

BILL TO

Stonebridge II
CEOSD Property
Management
PO Box 34398-839
San Diego, CA 92163 4398

INVOICE # 2161

DATE 05/26/2021

DUE DATE 06/01/2021

TERMS Due on receipt

ACTIVITY

Services

For monthly landscaping service for the month of June

AMOUNT

1,825.00

Thank you for your business!

BALANCE DUE

\$1,825.00



ACCOUNT NUMBER 0082 9634 2220 3

SERVICE FOR

STONEBRIDGE II HOA

1434 HILLTOP DR HM

CHULA VISTA, CA 91911

DATE MAILED May 20, 2021

sdge.com

Page 1 of 4

Sign up to go Paperless



Sign up to go Paperless today.

Visit sdge.com/go-paperless-today

Choosing the right pricing plan can help you control your energy bill costs. Find the plan that fits your needs, usage patterns and lifestyle. Learn more at sdge.com/pricing.

Bill Discount: You can save 30% or more on your monthly energy bill. Eligibility is based on participation in certain public assistance programs or current household income and the number of people living in your home. To apply, call 1-877-646-5525 or visit sdge.com/CARE.

Descuento en la facture: Puede ahorrar un 30% o más en su factura mensual de energía. Los requisitos del programa se basan en la participación en ciertos programas de asistencia pública, o el ingreso anual y el número de personas que viven en el hogar. Para aplicar, llame al 1-877-646-5525 o visite sdge.com/CARE.

Financial assistance to help eligible low income customers reduce outstanding account balances is available through SDG&E's new Arrearage Management Payment (AMP) plan. To see if you qualify and for Terms & Conditions, visit www.sdge.com/AMP or call us at 1-800-411-7343.

Account Summary

Previous Balance	\$962.84
Payment Received	-.00
Past Due Balance	962.84
Current Charges	+ 1,879.73
Total Amount Due	\$2,842.57

Summary of Current Charges

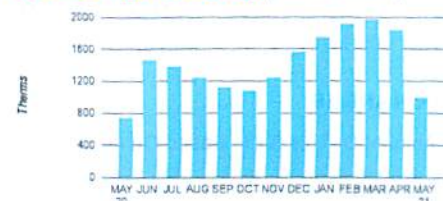
(See page 2 for details)

	Billing Period	Usage	Amount(\$)
Gas	Apr 17, 2021 - May 17, 2021	992 Therms	1,879.73
Total Charges this Month			\$1,879.73

DATE DUE Jun 8, 2021

AMOUNT DUE \$2,842.57

Gas Usage History (Total therms used)

**992** Therms used**32.0** Daily avg therms**31.2** Daily avg therms last month**29.6%** ↑ Change in daily avg therms from last year**2.6%** ↑ Change in daily avg therms from last month**31** Days in billing cycle

PLEASE KEEP THIS PORTION FOR YOUR RECORDS. (FAVOR DE GUARDAR ESTA PARTE PARA SUS REGISTROS)

PLEASE RETURN THIS PORTION WITH YOUR PAYMENT. (FAVOR DE DEVOLVER ESTA PARTE CON SU PAGO)



SERVICE ADDRESS: 1434 HILLTOP DR HM CV 91911

7532.1.15.3470 1 oz.



STONEBRIDGE II HOA

C/O CEOSD.NET

PO BOX 34398-839

SAN DIEGO, CA 92163-9602

Save Paper &
Postage
PAY ONLINE
sdge.com

ACCOUNT NUMBER
0082 9634 2220 3

DATE DUE Jun 8, 2021

AMOUNT DUE \$2,842.57

Please enter amount enclosed.

\$ 2842.57

Write account number on check and make payable to San Diego Gas & Electric.

SAN DIEGO GAS & ELECTRIC
PO BOX 25111
SANTA ANA CA 92799-5111

CY 10



ACCOUNT NUMBER **0082 9634 2220 3**
 DATE DUE
 Jun 8, 2021

DATE MAILED May 20, 2021
 sdge.com

Detail of Current Charges

Gas Service

Rate: GM-Multi-Family

Meter Number: 00937954

Baseline Allowance: 841 Therms

(Next scheduled read date Jun 16, 2021)

Cycle: 10

Billing Period	Days	Current Reading	Previous Reading	= Difference	x Meter Constant	x Therm Multiplier	= Total Therms
04/17/21 - 05/17/21	31	58782	57821	961	1.000	1.032	992

Amount(\$)

GAS CHARGES

Gas Amount Of This Bill Is Based On 40 Units

Gas Service (Details below)

992 Therms

	Baseline	Non-Baseline	
Therms used	841	151	
Rate/Therm	\$1.44464	\$1.70732	
Charge	\$1,214.94	+ \$257.81	= 1,472.75

☒ **Gas Energy Rate Change This Billing Period:**
 There was a rate change on day 15 of your Billing Period. Therefore, your charges for the first 14 days were at Rate 1, and the remaining 17 days were at Rate 2.

Gas Energy Charge (Details below)

448 Therms

	Usage	
Therms used	448	
Rate/Therm	\$.31401	= 140.68
14 of 31 Days	\$140.68	

Gas Energy Charge (Details below)

544 Therms

	Usage	
Therms used	544	
Rate/Therm	\$.35719	= 194.31
17 of 31 Days	\$194.31	

Total Gas Charges \$1,807.74
 (Continued on next page)

Important Phone Numbers

1-800-411-SDGE (7343) English
 1-800-311-SDGE (7343) Español
 1-877-889-SDGE (7343) TTY

M-F, 7am-8pm, Sat, 7am-6pm

For emergencies and to report outages, please call 24 hours a day, 7 days a week. **1-800-611-7343**

To locate underground cables & gas pipes, please call DigAlert, Monday-Friday, 6am-7pm. **8-1-1**

To make a payment using your credit or debit card via a third party vendor, call. **1-800-386-0067**

Payment Options \$ Please visit sdge.com/residential/pay-your-bill for more ways to pay your bill.



Online Bill Pay:

Register to make a secure payment now or schedule your payment at myaccount.sdge.com, or visit your bank's website for home banking options.



Mobile:

SDG&E's free app for your mobile device gives you more ways to connect with us. Visit sdge.com/mobileapps to download.



Need help paying your bill?

For payment options or to make payment arrangements, visit us at sdge.com/assistance or call 1-800-411-7343.



Credit/Debit:

Pay by credit/debit card via third party vendor (fee applies) by visiting sdge.com/residential/pay-your-bill. Click on the Bill Matrix link or call 1-800-386-0067 to make a payment.



In Person:

To find the nearest location and hours of operation, visit sdge.com/locations.



By Mail:

Mail your check or money order, along with the payment stub at the bottom of your bill, in the enclosed envelope to SDG&E, PO Box 25111, Santa Ana, CA 92799-5111.



ACCOUNT NUMBER 0082 9634 2220 3
DATE DUE
Jun 8, 2021

DATE MAILED May 20, 2021
sdge.com

Page 3 of 4

Detail of Current Charges - Continued

TAXES & FEES ON GAS CHARGES

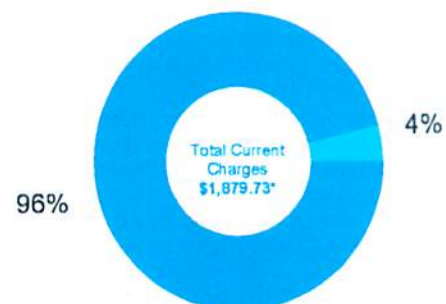
		Amount(\$)
Chula Vista City Tax	992 Therms x \$.009190	9.12
Public Purpose Programs		57.15
State Regulatory Fee	992 Therms x \$.005770	5.72

Total Taxes & Fees on Gas Charges \$71.99

Total Gas Service \$1,879.73

Total Current Charges \$1,879.73

Breakdown of Current Charges



*Credits are not shown on the chart

The total current charges include the following components. Definitions for these terms are shown on page 4 of your bill.

Gas Charges

Gas Service \$1,807.74

(*) Other Charges & Credits (Gas)

Public Purpose Programs \$57.15
Other \$14.84

Total Current Charges \$1,879.73

Definitions

Baseline Allowance - A quantity of electricity or gas allocated by the CPUC for residential customers based on a percentage of average residential consumption and varying based on type of space heating, type of water heating, season, climatic zone and number of days in the billing period.

California Climate Credit - The state charges fees to reduce carbon pollution and increase the use of cleaner energy. These fees are returned to you as a credit. Households receive the electric credit twice a year and gas credit once a year. Small businesses receive the electric credit monthly. Visit EnergyUpgradeCA.org/credit to learn more.

City of San Diego Franchise Fee Differential - A fee charged to SDG&E by the City of San Diego for the rights to operate within city streets.

Climate Zone - The CPUC established four Climatic Zones in California, based on annual average temperatures.

Public Purpose Programs - This charge reflects the costs of certain state-mandated programs (such as low-income and energy efficiency programs).

State Regulatory Fee - Charged to all utility users to pay for the California Public Utilities Commission (CPUC) operations.

State Surcharge Tax - Collected by the State of California for the conservation and development of energy resources in the state.

Therm - Unit of measurement for billing purposes, nominally 100,000 Btu.

Therm Multiplier - A therm multiplier is used to convert the heat content in natural gas (gas measured through the meter in cubic feet) into a billable unit, known as a therm. Cubic feet x therm multiplier = therms.

SDG&E Policies and Notices

Disconnection Policy - Your SDG&E bill is due and payable upon presentation and is past due if not paid within 19 days of the date mailed. If your payment has not been received by the "Date Due" shown on your bill, your SDG&E service is subject to disconnection, after proper notice has been provided. If your service is disconnected for non-payment, there may be additional service charges and you will be required to pay all past due SDG&E amounts before service is restored. Your SDG&E service could also be disconnected if the information provided on your application for service is false, incomplete or inaccurate. SDG&E will disconnect your services only for non-payment of those charges owed SDG&E.

\$ 9.00 Collection field visit
\$15.00 Maximum service disconnection charge
\$ 5.85 Minimum reconnection charge per meter
\$23.40 Maximum reconnection charge per meter
\$23.40 Restore service at pole

Residential customers who are unable to pay their SDG&E bill in full due to a temporary financial hardship or due to a serious illness in the household, need to call SDG&E before the expiration of this notice. Employees, including multi-lingual staff, are available to assist with payment arrangements. If SDG&E fails to offer you payment arrangements, you may write to the Consumer Affairs Branch of the California Public Utilities Commission, State Office Building, 505 Van Ness Avenue, Room 2003, San Francisco, CA 94102, phone: 800-649-7570, email: consumer-affairs@cpuc.ca.gov, prior to disconnection of your SDG&E service. The Consumer Affairs Branch will review the complaint and issue its proposed resolution to you and SDG&E. If you are not satisfied, you may appeal the proposed resolution by filing a formal complaint. **A more detailed explanation of disconnection policies, including your rights as an SDG&E customer, may be obtained by calling 1-800-411-SDGE (7343), or email: info@sdge.com.**

Re-Establishment of Credit / Deposit - If you pay your SDG&E bill after the expiration date of a past due notice, you may be required to re-establish your credit by paying a deposit.

Disputed Bills / Service Complaints - If you believe there is an error on your bill or have a question about your service, please call SDG&E customer support at 1-800-411-SDGE (7343). If you are not satisfied with SDG&E's response, submit a complaint to the California Public Utilities Commission (CPUC) at www.cpuc.ca.gov/complaints/. Billing and service complaints are handled by the CPUC's Consumer Affairs Branch (CAB), 505 Van Ness Ave, Room 2003, San Francisco, CA 94102, phone: 1-800-649-7570.

If you have limitations hearing or speaking, dial 711 to reach the California Relay Service, which is for those needing assistance relaying telephone conversations. Dial one of the numbers below to be routed to a California Relay Service provider in your preferred mode of communication.

California Relay Service Phone Numbers:

Type of Call	Toll-Free Number
TTY/VCO/HCO to Voice	1-800-735-2929 English 1-800-855-3000 Spanish
Voice to TTY/VCO/HCO	1-800-735-2922 English 1-800-855-3000 Spanish
Speech to Speech	1-800-854-7784

To avoid having service turned off while waiting for the outcome of a complaint to the CPUC **specifically regarding the accuracy of your bill**, please contact CAB for assistance. If your case meets the eligibility criteria, CAB will

provide you instructions on how to mail a check or money order to be impounded pending resolution of your case. You must continue to pay your current charges while your complaint is under review to keep your service turned on.

Rates & Rules - SDG&E's rate schedules and rules, on file and approved by the CPUC, are available on the Internet at www.sdge.com. Copies of applicable tariffs may also be obtained by calling 1-800-411-SDGE (7343) or visiting any company bill payment office.



ACCOUNT NUMBER 0082 9633 8431 2
SERVICE FOR
STONEBRIDGE II HOA
1434 HILLTOP DR HM
CHULA VISTA, CA 91911

DATE MAILED May 19, 2021
sdge.com

Page 1 of 6

Sign up to go Paperless



Sign up to go Paperless today.
Visit sdge.com/go-paperless-today.

Choosing the right pricing plan can help you control your energy bill costs. Find the plan that fits your needs, usage patterns and lifestyle. Learn more at sdge.com/pricing.

Bill Discount: You can save 30% or more on your monthly energy bill. Eligibility is based on participation in certain public assistance programs or current household income and the number of people living in your home. To apply, call 1-877-646-5525 or visit sdge.com/CARE.

Descuento en la factura: Puede ahorrar un 30% o más en su factura mensual de energía. Los requisitos del programa se basan en la participación en ciertos programas de asistencia pública, o el ingreso anual y el número de personas que viven en el hogar. Para aplicar, llame al 1-877-646-5525 o visite sdge.com/CARE.

Financial assistance to help eligible low income customers reduce outstanding account balances is available through SDGE's new Arrearage Management Payment (AMP) plan. To see if you qualify and for Terms & Conditions, visit www.sdge.com/AMP or call us at 1-800-411-7343.

Account Summary

Previous Balance	\$104.71
Payment Received	-.00
Past Due Balance	104.71
Current Charges	+ 100.83
Total Amount Due	\$205.54

Summary of Current Charges

(See page 3 for details)

	Billing Period	Usage	Amount(\$)
Electric - 6054077	Apr 17, 2021 - May 17, 2021	111 kWh	36.14
Electric - 6088586	Apr 17, 2021 - May 17, 2021	198 kWh	64.69
Total Charges this Month			\$100.83

(Continued on next page)

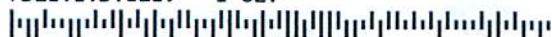
PLEASE KEEP THIS PORTION FOR YOUR RECORDS. (FAVOR DE GUARDAR ESTA PARTE PARA SUS REGISTROS.)

PLEASE RETURN THIS PORTION WITH YOUR PAYMENT. (FAVOR DE DEVOLVER ESTA PARTE CON SU PAGO.)



SERVICE ADDRESS: 1434 HILLTOP DR HM CV 91911

7521.1.5.1219 1 oz.



STONEBRIDGE II HOA
C/O CEOSD.NET
PO BOX 34398-839
SAN DIEGO, CA 92163-4398

Save Paper &
Postage
PAY ONLINE
sdge.com

ACCOUNT NUMBER
0082 9633 8431 2

DATE DUE Jun 7, 2021

AMOUNT DUE \$205.54

Please enter amount enclosed.

\$ 205.54

Write account number on check and make payable to San Diego Gas & Electric.

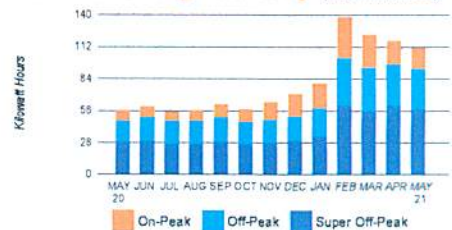
SAN DIEGO GAS & ELECTRIC
PO BOX 25111
SANTA ANA CA 92799-5111

CY 10

2 2 90000829633843100000104710000020554

DATE DUE	Jun 7, 2021
AMOUNT DUE	\$205.54

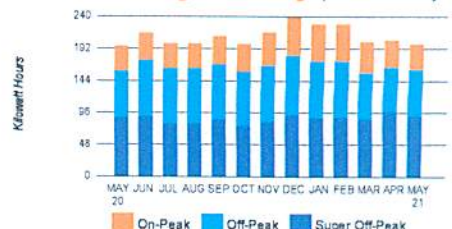
Electric Usage History (Total kWh used)



111 kWh used

3.6 Daily avg kWh
3.8 Daily avg kWh last month
85.4% ↑ Change in daily avg kWh from last year
5.1% ↓ Change in daily avg kWh from last month
0.4 Max monthly demand
1.1 Max annual demand
31 Days in billing cycle

Electric Usage History (Total kWh used)



198 kWh used

6.4 Daily avg kWh
6.6 Daily avg kWh last month
5.0% ↓ Change in daily avg kWh from last year
2.9% ↓ Change in daily avg kWh from last month
0.4 Max monthly demand
0.5 Max annual demand
31 Days in billing cycle

**Time of Use Change This Bill Period:**

Time-of-use periods changed for March and April of 2021. See Time-of-use chart for details.

Regulatory Notices

- All customers are required to pay a Competition Transition Charge as part of the charges above, including those who choose an electric service provider other than SDG&E.

Important Phone Numbers

1-800-411-SDGE (7343) English
1-800-311-SDGE (7343) Español
1-877-889-SDGE (7343) TTY

M-F, 7am-8pm, Sat, 7am-6pm

For emergencies and to report outages, please call 24 hours a day, 7 days a week. **1-800-611-7343**To locate underground cables & gas pipes, please call DigAlert, Monday-Friday, 6am-7pm. **8-1-1**To make a payment using your credit or debit card via a third party vendor, call. **1-800-386-0067****Payment Options \$** Please visit sdge.com/residential/pay-your-bill for more ways to pay your bill.**Online Bill Pay:**Register to make a secure payment now or schedule your payment at myaccount.sdge.com, or visit your bank's website for home banking options.**Credit/Debit:**Pay by credit/debit card via third party vendor (fee applies) by visiting sdge.com/residential/pay-your-bill. Click on the Bill Matrix link or call **1-800-386-0067** to make a payment.**Mobile:**SDG&E's free app for your mobile device gives you more ways to connect with us. Visit sdge.com/mobileapps to download.**In Person:**To find the nearest location and hours of operation, visit sdge.com/locations.**Need help paying your bill?**For payment options or to make payment arrangements, visit us at sdge.com/assistance or call **1-800-411-7343**.**By Mail:**

Mail your check or money order, along with the payment stub at the bottom of your bill, in the enclosed envelope to SDG&E, PO Box 25111, Santa Ana, CA 92799-5111.



A Sempra Energy utility

ACCOUNT NUMBER 0082 9633 8431 2
DATE DUE
Jun 7, 2021

DATE MAILED May 19, 2021
sdge.com

Page 3 of 6

Detail of Current Charges

Electric Service

Rate: Time of Use - TOU-DR1-Residential Climate Zone: Coastal
Baseline Allowance: 285 kWh
Billing Period: 4/17/21 - 5/17/21 Total Days: 31
Meter Number: 06054077 (Next scheduled read date Jun 16, 2021)
Meter Constant: 1.000 Billing Voltage Level: Secondary Cycle: 10
Circuit: 0153 Your circuit is currently not subjected to rotating outage.
Total Usage: 111 However, this is subject to change without notice.
(Usage based on interval data)

ELECTRIC CHARGES

Electricity Delivery (Details below)				111 kWh	Amount(\$)
WINTER USAGE	On-Peak	Off-Peak	Super Off-Peak		
kWh used	18	36	57		
Rate/kWh	\$.31693	\$.31693	\$.31693		
Charge	\$5.70	+ \$11.41	+ \$18.07	=	35.18

Time of Use Change This Bill Period:
There was a time of use change on day 15 of your Billing Period. Therefore, your consumption for the first 14 days were aggregated on TOU 1, and the remaining 17 days were aggregated on TOU 2. See time-of-use chart for detail.

Wildfire Fund Charge					
				111 kWh x \$.00580	
Electricity Generation (Details below)			111 kWh		.64
WINTER USAGE	On-Peak	Off-Peak	Super Off-Peak		
kWh used	18	36	57		
Rate/kWh	\$.09855	\$.08748	\$.07520		
Charge	\$1.77	+ \$3.15	+ \$4.29	=	9.21

Baseline Adjustment Credit	111 kWh x \$-.08424	-9.35
Total Electric Charges		\$35.68

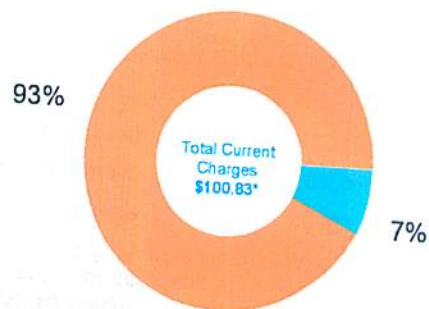
TAXES & FEES ON ELECTRIC CHARGES

Chula Vista City Tax	111 kWh x \$.002500	.28
Franchise Fees on Electric Energy Supplied by Others	.64 x 1.10%	.01
State Surcharge Tax	111 kWh x \$.000300	.03
State Regulatory Fee	111 kWh x \$.001300	.14
Total Taxes & Fees on Electric Charges		\$.46

Total Electric Service \$36.14

(Continued on next page)

Breakdown of Current Charges



*Credits are not shown on the chart

The total current charges include the following components. Definitions for these terms are shown on page 6 of your bill.

Meter Number: 6054077

Electric Charges

Electricity Generation	\$9.21
Transmission	\$7.15
Distribution	\$13.51
Competition Transition Charge	\$.09
Local Generation Charge	\$.95
Total Rate Adj. Comp.	\$2.61

Other Charges & Credits (Electric)

Public Purpose Programs	\$1.52
Wildfire Fund Charge	\$.64
Other	\$.46

Meter Number: 6088586

Electric Charges

Electricity Generation	\$16.64
Transmission	\$12.77
Distribution	\$24.12
Nuclear Decommissioning	\$.01
Competition Transition Charge	\$.13
Local Generation Charge	\$1.69
Total Rate Adj. Comp.	\$4.65

Other Charges & Credits (Electric)

Public Purpose Programs	\$2.70
Wildfire Fund Charge	\$1.15
Other	\$.83

Total Current Charges \$100.83



ACCOUNT NUMBER 0082 9633 8431 2
DATE DUE
Jun 7, 2021

DATE MAILED May 19, 2021
sdge.com

Detail of Current Charges - Continued

Electric Service

Rate: Time of Use - TOU-DR1-Residential Climate Zone: Coastal

Baseline Allowance: 285 kWh

Billing Period: 4/17/21 - 5/17/21

Total Days: 31

Cycle: 10

(Next scheduled read date Jun 16, 2021)

Meter Number: 06088586

Meter Constant: 1.000

Billing Voltage Level: Secondary

Circuit: 0153

Your circuit is currently not subjected to rotating outage.
However, this is subject to change without notice.
(Usage based on interval data)

Total Usage: 198

Amount(\$)

ELECTRIC CHARGES

Electricity Delivery (Details below)

198 kWh

	On-Peak	Off-Peak	Super Off-Peak	
WINTER USAGE				
kWh used	38	71	89	
Rate/kWh	\$.31693	\$.31693	\$.31693	
Charge	\$12.04	+ \$22.50	+ \$28.21	= 62.75



Time of Use Change This Bill Period:

There was a time of use change on day 15 of your Billing Period. Therefore, your consumption for the first 14 days were aggregated on TOU 1, and the remaining 17 days were aggregated on TOU 2. See time-of-use chart for detail.

Wildfire Fund Charge 198 kWh x \$.00580 1.15

Electricity Generation (Details below)

198 kWh

	On-Peak	Off-Peak	Super Off-Peak	
WINTER USAGE				
kWh used	38	71	89	
Rate/kWh	\$.09855	\$.08748	\$.07520	
Charge	\$3.74	+ \$6.21	+ \$6.69	= 16.64

Baseline Adjustment Credit 198 kWh x \$-.08424 -16.68

Total Electric Charges \$63.86

TAXES & FEES ON ELECTRIC CHARGES

		Amount(\$)
Chula Vista City Tax	198 kWh x \$.002500	.50
Franchise Fees on Electric Energy Supplied by	1.15 x 1.10%	.01
Others	198 kWh x \$.000300	.06
State Surcharge Tax	198 kWh x \$.001300	.26
State Regulatory Fee		

Total Taxes & Fees on Electric Charges \$.83

Total Electric Service \$64.69

Total Current Charges \$100.83

Sign up to go Paperless



Sign up to go Paperless today.

Visit sdge.com/go-paperless-today

Choosing the right pricing plan can help you control your energy bill costs. Find the plan that fits your needs, usage patterns and lifestyle. Learn more at sdge.com/pricing.

Bill Discount: You can save 30% or more on your monthly energy bill. Eligibility is based on participation in certain public assistance programs or current household income and the number of people living in your home. To apply, call 1-877-646-5525 or visit sdge.com/CARE.

Descuento en la factura: Puede ahorrar un 30% o más en su factura mensual de energía. Los requisitos del programa se basan en la participación en ciertos programas de asistencia pública, o el ingreso anual y el número de personas que viven en el hogar. Para aplicar, llame al 1-877-646-5525 o visite sdge.com/CARE.

Financial assistance to help eligible low income customers reduce outstanding account balances is available through SDGE's new Arrearage Management Payment (AMP) plan. To see if you qualify and for Terms & Conditions, visit www.sdge.com/AMP or call us at 1-800-411-7343.

Account Summary

Previous Balance	\$465.25
Payment Received	-.00
Past Due Balance	465.25
Current Charges	+ 436.96
Total Amount Due	\$902.21

Summary of Current Charges

(See page 3 for details)

	Billing Period	Usage	Amount(\$)
Electric - 6123995	Apr 17, 2021 - May 17, 2021	993 kWh	378.53
Electric - 6123921	Apr 17, 2021 - May 17, 2021	180 kWh	58.43
Total Charges this Month			\$436.96

(Continued on next page)

PLEASE KEEP THIS PORTION FOR YOUR RECORDS. (FAVOR DE GUARDAR ESTA PARTE PARA SUS REGISTROS.)

PLEASE RETURN THIS PORTION WITH YOUR PAYMENT. (FAVOR DE DEVOLVER ESTA PARTE CON SU PAGO.)



Semptra Energy utility

SERVICE ADDRESS: 1434 HILLTOP DR HM CV 91911

7521.1.5.1215 1 oz.



STONEBRIDGE II HOA
C/O CEOSD.NET
PO BOX 34398-839
SAN DIEGO, CA 92163-9602

Save Paper &
Postage
PAY ONLINE
sdge.com

ACCOUNT NUMBER
0082 9633 7167 3

DATE DUE Jun 7, 2021

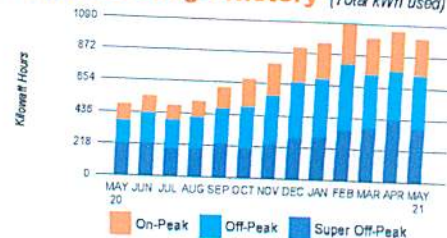
AMOUNT DUE \$902.21

Please enter amount enclosed.



Write account number on check and make payable to San Diego Gas & Electric.

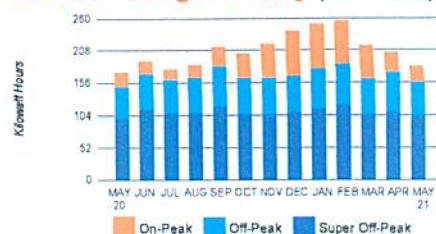
Electric Usage History (Total kWh used)



993 kWh used

32.0 Daily avg kWh
33.7 Daily avg kWh last month
93.9% ↑ Change in daily avg kWh from last year
4.9% ↓ Change in daily avg kWh from last month
3.2 Max monthly demand
3.9 Max annual demand
31 Days in billing cycle

Electric Usage History (Total kWh used)



180 kWh used

5.8 Daily avg kWh
6.5 Daily avg kWh last month
1.5% ↓ Change in daily avg kWh from last year
11.3% ↓ Change in daily avg kWh from last month
0.6 Max monthly demand
0.6 Max annual demand
31 Days in billing cycle

SAN DIEGO GAS & ELECTRIC
PO BOX 25111
SANTA ANA CA 92799-5111

3 2 20000829633716700000465250000090221



ACCOUNT NUMBER 0082 9633 7167 3
DATE DUE
Jun 7, 2021

DATE MAILED May 19, 2021
sdge.com

Page 2 of 6

Time of Use Change This Bill Period:
Time-of-use periods changed for March and April of 2021. See Time-of-use chart for details.

Regulatory Notices

- All customers are required to pay a Competition Transition Charge as part of the charges above, including those who choose an electric service provider other than SDG&E.

Important Phone Numbers

1-800-411-SDGE (7343) English
1-800-311-SDGE (7343) Español
1-877-889-SDGE (7343) TTY

M-F, 7am-8pm, Sat, 7am-6pm

For emergencies and to report
outages, please call 24 hours a day,
7 days a week. **1-800-611-7343**

To locate underground cables & gas
pipes, please call DigAlert,
Monday-Friday, 6am-7pm. **8-1-1**

To make a payment using your credit
or debit card via a third party
vendor, call. **1-800-386-0067**

Payment Options \$ Please visit sdge.com/residential/pay-your-bill for more ways to pay your bill.



Online Bill Pay:

Register to make a secure payment now or schedule your
payment at myaccount.sdge.com, or visit your bank's website
for home banking options.



Mobile:

SDG&E's free app for your mobile device gives you more ways to
connect with us. Visit sdge.com/mobileapps to download.



Need help paying your bill?

For payment options or to make payment arrangements, visit us at
sdge.com/assistance or call 1-800-411-7343.



Credit/Debit:

Pay by credit/debit card via third party vendor (fee applies) by
visiting sdge.com/residential/pay-your-bill. Click on the
Bill Matrix link or call 1-800-386-0067 to make a payment.



In Person:

To find the nearest location and hours of operation, visit
sdge.com/locations.



By Mail:

Mail your check or money order, along with the payment stub
at the bottom of your bill, in the enclosed envelope to
SDG&E, PO Box 25111, Santa Ana, CA 92799-5111.



ACCOUNT NUMBER 0082 9633 7167 3
DATE DUE
Jun 7, 2021

DATE MAILED May 19, 2021
sdge.com

Page 3 of 6

Detail of Current Charges

Electric Service

Rate: Time of Use - TOU-DR1-Residential Climate Zone: Coastal
Baseline Allowance: 285 kWh
Billing Period: 4/17/21 - 5/17/21 Total Days: 31
Meter Number: 06123995 (Next scheduled read date Jun 16, 2021)
Meter Constant: 1.000 Billing Voltage Level: Secondary
Circuit: 0153 Your circuit is currently not subjected to rotating outage.
Total Usage: 993 However, this is subject to change without notice.
(Usage based on interval data)

ELECTRIC CHARGES

				Amount(\$)
Electricity Delivery (Details below) 993 kWh				
WINTER USAGE	On-Peak	Off-Peak	Super Off-Peak	
kWh used	254	373	366	
Rate/kWh	\$.31693	\$.31693	\$.31693	
Charge	\$80.50	+ \$118.21	+ \$116.00	= 314.71



Time of Use Change This Bill Period:

There was a time of use change on day 15 of your Billing Period. Therefore, your consumption for the first 14 days were aggregated on TOU 1, and the remaining 17 days were aggregated on TOU 2. See time-of-use chart for detail.

Wildfire Fund Charge 993 kWh x \$.00580 5.76

Electricity Generation (Details below) 993 kWh				
WINTER USAGE	On-Peak	Off-Peak	Super Off-Peak	
kWh used	254	373	366	
Rate/kWh	\$.09855	\$.08748	\$.07520	
Charge	\$25.03	+ \$32.63	+ \$27.52	= 85.18

Baseline Adjustment Credit 371 kWh x \$-.08424 -31.25

Total Electric Charges \$374.40

TAXES & FEES ON ELECTRIC CHARGES

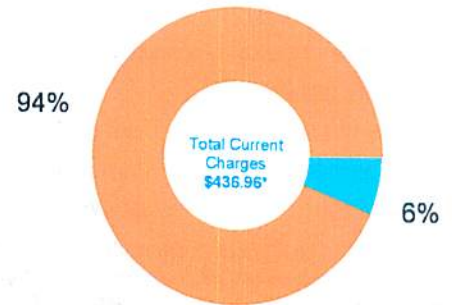
			Amount(\$)
Chula Vista City Tax	993 kWh x \$.002500		2.48
Franchise Fees on Electric Energy Supplied by Others	5.76 x 1.10%		.06
State Surcharge Tax	993 kWh x \$.000300		.30
State Regulatory Fee	993 kWh x \$.001300		1.29

Total Taxes & Fees on Electric Charges \$4.13

Total Electric Service \$378.53

(Continued on next page)

Breakdown of Current Charges



*Credits are not shown on the chart

The total current charges include the following components. Definitions for these terms are shown on page 6 of your bill.

Meter Number: 6123995

Electric Charges

Electricity Generation	\$85.18
Transmission	\$64.00
Distribution	\$120.95
Nuclear Decommissioning	\$.08
Competition Transition Charge	\$.73
Local Generation Charge	\$8.47
Total Rate Adj. Comp.	\$75.71

Other Charges & Credits (Electric)

Public Purpose Programs	\$13.52
Wildfire Fund Charge	\$5.76
Other	\$4.13

Meter Number: 6123921

Electric Charges

Electricity Generation	\$14.76
Transmission	\$11.60
Distribution	\$21.92
Nuclear Decommissioning	\$.01
Competition Transition Charge	\$.13
Local Generation Charge	\$1.53
Total Rate Adj. Comp.	\$4.24

Other Charges & Credits (Electric)

Public Purpose Programs	\$2.46
Wildfire Fund Charge	\$1.04
Other	\$.74

Total Current Charges \$436.96





Detail of Current Charges - Continued

Electric Service

Rate: Time of Use - TOU-DR1-Residential

Climate Zone: Coastal

Baseline Allowance: 285 kWh

Billing Period: 4/17/21 - 5/17/21

Total Days: 31

Meter Number: 06123921

(Next scheduled read date Jun 16, 2021)

Cycle: 10

Meter Constant: 1.000

Billing Voltage Level: Secondary

Circuit: 0153

Your circuit is currently not subjected to rotating outage.
However, this is subject to change without notice.

Total Usage: 180

(Usage based on interval data)

ELECTRIC CHARGES

Amount(\$)

Electricity Delivery (Details below)

180 kWh

WINTER USAGE	On-Peak	Off-Peak	Super Off-Peak	
kWh used	24	54	102	
Rate/kWh	\$.31693	\$.31693	\$.31693	
Charge	\$7.61	+ \$17.11	+ \$32.33	= 57.05



Time of Use Change This Bill Period:

There was a time of use change on day 15 of your Billing Period. Therefore, your consumption for the first 14 days were aggregated on TOU 1, and the remaining 17 days were aggregated on TOU 2. See time-of-use chart for detail.

Wildfire Fund Charge 180 kWh x \$.00580 1.04

Electricity Generation (Details below)

180 kWh

WINTER USAGE	On-Peak	Off-Peak	Super Off-Peak	
kWh used	24	54	102	
Rate/kWh	\$.09855	\$.08748	\$.07520	
Charge	\$2.37	+ \$4.72	+ \$7.67	= 14.76

Baseline Adjustment Credit 180 kWh x \$-.08424 -15.16

Total Electric Charges \$57.69

TAXES & FEES ON ELECTRIC CHARGES

Amount(\$)

Chula Vista City Tax	180 kWh x \$.002500	.45
Franchise Fees on Electric Energy Supplied by Others	1.04 x 1.10%	.01
State Surcharge Tax	180 kWh x \$.000300	.05
State Regulatory Fee	180 kWh x \$.001300	.23

Total Taxes & Fees on Electric Charges \$.74**Total Electric Service \$58.43****Total Current Charges \$436.96**



ACCOUNT NUMBER 0082 9634 2220 3
SERVICE FOR
STONEBRIDGE II HOA
1434 HILLTOP DR HM
CHULA VISTA, CA 91911

DATE MAILED May 20, 2021
sdge.com

Page 1 of 4

Sign up to go Paperless



Sign up to go Paperless today.

Visit sdge.com/go-paperless-today

Choosing the right pricing plan can help you control your energy bill costs. Find the plan that fits your needs, usage patterns and lifestyle. Learn more at sdge.com/pricing.

Bill Discount: You can save 30% or more on your monthly energy bill. Eligibility is based on participation in certain public assistance programs or current household income and the number of people living in your home. To apply, call 1-877-646-5525 or visit sdge.com/CARE.

Descuento en la facture: Puede ahorrar un 30% o más en su factura mensual de energía. Los requisitos del programa se basan en la participación en ciertos programas de asistencia pública, o el ingreso anual y el número de personas que viven en el hogar. Para aplicar, llame al 1-877-646-5525 o visite sdge.com/CARE.

Financial assistance to help eligible low income customers reduce outstanding account balances is available through SDGE's new Arrearage Management Payment (AMP) plan. To see if you qualify and for Terms & Conditions, visit www.sdge.com/AMP or call us at 1-800-411-7343.

Account Summary

Previous Balance	\$962.84
Payment Received	-.00
Past Due Balance	962.84
Current Charges	+ 1,879.73
Total Amount Due	\$2,842.57

Summary of Current Charges

(See page 2 for details)

	Billing Period	Usage	Amount(\$)
Gas	Apr 17, 2021 - May 17, 2021	992 Therms	1,879.73
Total Charges this Month			\$1,879.73

DATE DUE Jun 8, 2021

AMOUNT DUE \$2,842.57

Gas Usage History (Total therms used)



992 Therms used

32.0 Daily avg therms

31.2 Daily avg therms last month

29.6% ↑ Change in daily avg therms from last year

2.6% ↑ Change in daily avg therms from last month

31 Days in billing cycle



PLEASE KEEP THIS PORTION FOR YOUR RECORDS. (FAVOR DE GUARDAR ESTA PARTE PARA SUS REGISTROS)

PLEASE RETURN THIS PORTION WITH YOUR PAYMENT. (FAVOR DE DEVOLVER ESTA PARTE CON SU PAGO)



SERVICE ADDRESS: 1434 HILLTOP DR HM CV 91911

7532.1.15.3470 1 oz.



STONEBRIDGE II HOA
C/O CEOSD.NET
PO BOX 34398-839
SAN DIEGO, CA 92163-9602

Save Paper &
Postage
PAY ONLINE
sdge.com

ACCOUNT NUMBER
0082 9634 2220 3

DATE DUE Jun 8, 2021

AMOUNT DUE \$2,842.57

Please enter amount enclosed.

\$ 2842.57

Write account number on check and make payable to San Diego Gas & Electric.

SAN DIEGO GAS & ELECTRIC
PO BOX 25111
SANTA ANA CA 92799-5111

CY 10



ACCOUNT NUMBER **0082 9634 2220 3**
 DATE DUE
 Jun 8, 2021

DATE MAILED May 20, 2021
 sdge.com

Detail of Current Charges

Gas Service

Rate: GM-Multi-Family

Meter Number: 00937954

Baseline Allowance: 841 Therms

(Next scheduled read date Jun 16, 2021)

Cycle: 10

Billing Period	Days	Current Reading	Previous Reading	= Difference	x Meter Constant	x Therm Multiplier	= Total Therms
04/17/21 - 05/17/21	31	58782	57821	961	1.000	1.032	992

Amount(\$)

GAS CHARGES

Gas Amount Of This Bill Is Based On 40 Units

Gas Service (Details below)

992 Therms

	Baseline	Non-Baseline	
Therms used	841	151	
Rate/Therm	\$1.44464	\$1.70732	
Charge	\$1,214.94	+ \$257.81	= 1,472.75

☒ **Gas Energy Rate Change This Billing Period:**
 There was a rate change on day 15 of your Billing Period. Therefore, your charges for the first 14 days were at Rate 1, and the remaining 17 days were at Rate 2.

Gas Energy Charge (Details below)

448 Therms

	Usage	
Therms used	448	
Rate/Therm	\$.31401	= 140.68
14 of 31 Days	\$140.68	

Gas Energy Charge (Details below)

544 Therms

	Usage	
Therms used	544	
Rate/Therm	\$.35719	= 194.31
17 of 31 Days	\$194.31	

Total Gas Charges \$1,807.74
 (Continued on next page)

Important Phone Numbers

1-800-411-SDGE (7343) English
 1-800-311-SDGE (7343) Español
 1-877-889-SDGE (7343) TTY

M-F, 7am-8pm, Sat, 7am-6pm

For emergencies and to report outages, please call 24 hours a day, 7 days a week. **1-800-611-7343**

To locate underground cables & gas pipes, please call DigAlert, Monday-Friday, 6am-7pm. **8-1-1**

To make a payment using your credit or debit card via a third party vendor, call. **1-800-386-0067**

Payment Options \$ Please visit sdge.com/residential/pay-your-bill for more ways to pay your bill.



Online Bill Pay:

Register to make a secure payment now or schedule your payment at myaccount.sdge.com, or visit your bank's website for home banking options.



Mobile:

SDG&E's free app for your mobile device gives you more ways to connect with us. Visit sdge.com/mobileapps to download.



Need help paying your bill?

For payment options or to make payment arrangements, visit us at sdge.com/assistance or call 1-800-411-7343.



Credit/Debit:

Pay by credit/debit card via third party vendor (fee applies) by visiting sdge.com/residential/pay-your-bill. Click on the Bill Matrix link or call 1-800-386-0067 to make a payment.



In Person:

To find the nearest location and hours of operation, visit sdge.com/locations.



By Mail:

Mail your check or money order, along with the payment stub at the bottom of your bill, in the enclosed envelope to SDG&E, PO Box 25111, Santa Ana, CA 92799-5111.



ACCOUNT NUMBER 0082 9634 2220 3
DATE DUE
Jun 8, 2021

DATE MAILED May 20, 2021
sdge.com

Page 3 of 4

Detail of Current Charges - Continued

TAXES & FEES ON GAS CHARGES

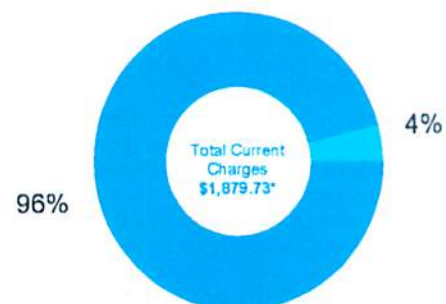
		Amount(\$)
Chula Vista City Tax	992 Therms x \$.009190	9.12
Public Purpose Programs		57.15
State Regulatory Fee	992 Therms x \$.005770	5.72

Total Taxes & Fees on Gas Charges \$71.99

Total Gas Service \$1,879.73

Total Current Charges \$1,879.73

Breakdown of Current Charges



*Credits are not shown on the chart

The total current charges include the following components. Definitions for these terms are shown on page 4 of your bill.

Gas Charges

Gas Service \$1,807.74

(*) Other Charges & Credits (Gas)

Public Purpose Programs \$57.15
Other \$14.84

Total Current Charges \$1,879.73

Definitions

Baseline Allowance - A quantity of electricity or gas allocated by the CPUC for residential customers based on a percentage of average residential consumption and varying based on type of space heating, type of water heating, season, climatic zone and number of days in the billing period.

California Climate Credit - The state charges fees to reduce carbon pollution and increase the use of cleaner energy. These fees are returned to you as a credit. Households receive the electric credit twice a year and gas credit once a year. Small businesses receive the electric credit monthly. Visit EnergyUpgradeCA.org/credit to learn more.

City of San Diego Franchise Fee Differential - A fee charged to SDG&E by the City of San Diego for the rights to operate within city streets.

Climate Zone - The CPUC established four Climatic Zones in California, based on annual average temperatures.

Public Purpose Programs - This charge reflects the costs of certain state-mandated programs (such as low-income and energy efficiency programs).

State Regulatory Fee - Charged to all utility users to pay for the California Public Utilities Commission (CPUC) operations.

State Surcharge Tax - Collected by the State of California for the conservation and development of energy resources in the state.

Therm - Unit of measurement for billing purposes, nominally 100,000 Btu.

Therm Multiplier - A therm multiplier is used to convert the heat content in natural gas (gas measured through the meter in cubic feet) into a billable unit, known as a therm. Cubic feet x therm multiplier = therms.

SDG&E Policies and Notices

Disconnection Policy - Your SDG&E bill is due and payable upon presentation and is past due if not paid within 19 days of the date mailed. If your payment has not been received by the "Date Due" shown on your bill, your SDG&E service is subject to disconnection, after proper notice has been provided. If your service is disconnected for non-payment, there may be additional service charges and you will be required to pay all past due SDG&E amounts before service is restored. Your SDG&E service could also be disconnected if the information provided on your application for service is false, incomplete or inaccurate. SDG&E will disconnect your services only for non-payment of those charges owed SDG&E.

\$ 9.00	Collection field visit
\$15.00	Maximum service disconnection charge
\$ 5.85	Minimum reconnection charge per meter
\$23.40	Maximum reconnection charge per meter
\$23.40	Restore service at pole

Residential customers who are unable to pay their SDG&E bill in full due to a temporary financial hardship or due to a serious illness in the household, need to call SDG&E before the expiration of this notice. Employees, including multi-lingual staff, are available to assist with payment arrangements. If SDG&E fails to offer you payment arrangements, you may write to the Consumer Affairs Branch of the California Public Utilities Commission, State Office Building, 505 Van Ness Avenue, Room 2003, San Francisco, CA 94102, phone: 800-649-7570, email: consumer-affairs@cpuc.ca.gov, prior to disconnection of your SDG&E service. The Consumer Affairs Branch will review the complaint and issue its proposed resolution to you and SDG&E. If you are not satisfied, you may appeal the proposed resolution by filing a formal complaint. **A more detailed explanation of disconnection policies, including your rights as an SDG&E customer, may be obtained by calling 1-800-411-SDGE (7343), or email: info@sdge.com.**

Re-Establishment of Credit / Deposit - If you pay your SDG&E bill after the expiration date of a past due notice, you may be required to re-establish your credit by paying a deposit.

Disputed Bills / Service Complaints - If you believe there is an error on your bill or have a question about your service, please call SDG&E customer support at 1-800-411-SDGE (7343). If you are not satisfied with SDG&E's response, submit a complaint to the California Public Utilities Commission (CPUC) at www.cpuc.ca.gov/complaints/. Billing and service complaints are handled by the CPUC's Consumer Affairs Branch (CAB), 505 Van Ness Ave, Room 2003, San Francisco, CA 94102, phone: 1-800-649-7570.

If you have limitations hearing or speaking, dial 711 to reach the California Relay Service, which is for those needing assistance relaying telephone conversations. Dial one of the numbers below to be routed to a California Relay Service provider in your preferred mode of communication.

California Relay Service Phone Numbers:

Type of Call	Toll-Free Number
TTY/VCO/HCO to Voice	1-800-735-2929 English 1-800-855-3000 Spanish
Voice to TTY/VCO/HCO	1-800-735-2922 English 1-800-855-3000 Spanish
Speech to Speech	1-800-854-7784

To avoid having service turned off while waiting for the outcome of a complaint to the CPUC **specifically regarding the accuracy of your bill**, please contact CAB for assistance. If your case meets the eligibility criteria, CAB will

provide you instructions on how to mail a check or money order to be impounded pending resolution of your case. You must continue to pay your current charges while your complaint is under review to keep your service turned on.

Rates & Rules - SDG&E's rate schedules and rules, on file and approved by the CPUC, are available on the Internet at www.sdge.com. Copies of applicable tariffs may also be obtained by calling 1-800-411-SDGE (7343) or visiting any company bill payment office.



ACCOUNT NUMBER 0082 9633 8431 2
SERVICE FOR
STONEBRIDGE II HOA
1434 HILLTOP DR HM
CHULA VISTA, CA 91911

DATE MAILED May 19, 2021
sdge.com

Page 1 of 6

Sign up to go Paperless



Sign up to go Paperless today.
Visit sdge.com/go-paperless-today.

Choosing the right pricing plan can help you control your energy bill costs. Find the plan that fits your needs, usage patterns and lifestyle. Learn more at sdge.com/pricing.

Bill Discount: You can save 30% or more on your monthly energy bill. Eligibility is based on participation in certain public assistance programs or current household income and the number of people living in your home. To apply, call 1-877-646-5525 or visit sdge.com/CARE.

Descuento en la factura: Puede ahorrar un 30% o más en su factura mensual de energía. Los requisitos del programa se basan en la participación en ciertos programas de asistencia pública, o el ingreso anual y el número de personas que viven en el hogar. Para aplicar, llame al 1-877-646-5525 o visite sdge.com/CARE.

Financial assistance to help eligible low income customers reduce outstanding account balances is available through SDGE's new Arrearage Management Payment (AMP) plan. To see if you qualify and for Terms & Conditions, visit www.sdge.com/AMP or call us at 1-800-411-7343.

Account Summary

Previous Balance	\$104.71
Payment Received	-.00
Past Due Balance	104.71
Current Charges	+ 100.83
Total Amount Due	\$205.54

Summary of Current Charges

(See page 3 for details)

	Billing Period	Usage	Amount(\$)
Electric - 6054077	Apr 17, 2021 - May 17, 2021	111 kWh	36.14
Electric - 6088586	Apr 17, 2021 - May 17, 2021	198 kWh	64.69
Total Charges this Month			\$100.83

(Continued on next page)

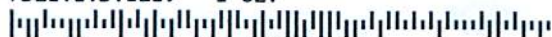
PLEASE KEEP THIS PORTION FOR YOUR RECORDS. (FAVOR DE GUARDAR ESTA PARTE PARA SUS REGISTROS.)

PLEASE RETURN THIS PORTION WITH YOUR PAYMENT. (FAVOR DE DEVOLVER ESTA PARTE CON SU PAGO.)



SERVICE ADDRESS: 1434 HILLTOP DR HM CV 91911

7521.1.5.1219 1 oz.



STONEBRIDGE II HOA
C/O CEOSD.NET
PO BOX 34398-839
SAN DIEGO, CA 92163-4398

Save Paper &
Postage
PAY ONLINE
sdge.com

ACCOUNT NUMBER
0082 9633 8431 2

DATE DUE Jun 7, 2021

AMOUNT DUE \$205.54

Please enter amount enclosed.

\$ 205.54

Write account number on check and make payable to San Diego Gas & Electric.

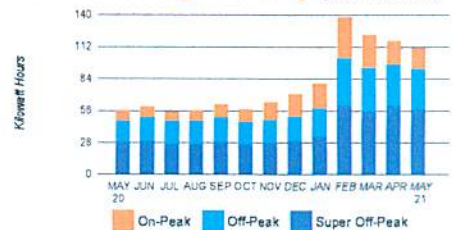
SAN DIEGO GAS & ELECTRIC
PO BOX 25111
SANTA ANA CA 92799-5111

CY 10

2 2 90000829633843100000104710000020554

DATE DUE	Jun 7, 2021
AMOUNT DUE	\$205.54

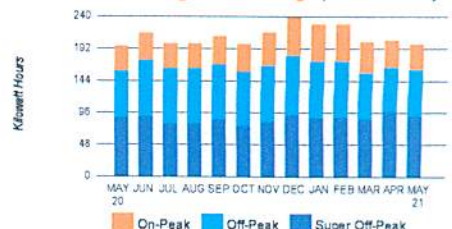
Electric Usage History (Total kWh used)



111 kWh used

3.6 Daily avg kWh
3.8 Daily avg kWh last month
85.4% ↑ Change in daily avg kWh from last year
5.1% ↓ Change in daily avg kWh from last month
0.4 Max monthly demand
1.1 Max annual demand
31 Days in billing cycle

Electric Usage History (Total kWh used)



198 kWh used

6.4 Daily avg kWh
6.6 Daily avg kWh last month
5.0% ↓ Change in daily avg kWh from last year
2.9% ↓ Change in daily avg kWh from last month
0.4 Max monthly demand
0.5 Max annual demand
31 Days in billing cycle

**Time of Use Change This Bill Period:**

Time-of-use periods changed for March and April of 2021. See Time-of-use chart for details.

Regulatory Notices

- All customers are required to pay a Competition Transition Charge as part of the charges above, including those who choose an electric service provider other than SDG&E.

Important Phone Numbers

1-800-411-SDGE (7343) English
1-800-311-SDGE (7343) Español
1-877-889-SDGE (7343) TTY

M-F, 7am-8pm, Sat, 7am-6pm

For emergencies and to report outages, please call 24 hours a day, 7 days a week. **1-800-611-7343**To locate underground cables & gas pipes, please call DigAlert, Monday-Friday, 6am-7pm. **8-1-1**To make a payment using your credit or debit card via a third party vendor, call. **1-800-386-0067****Payment Options \$** Please visit sdge.com/residential/pay-your-bill for more ways to pay your bill.**Online Bill Pay:**Register to make a secure payment now or schedule your payment at myaccount.sdge.com, or visit your bank's website for home banking options.**Credit/Debit:**Pay by credit/debit card via third party vendor (fee applies) by visiting sdge.com/residential/pay-your-bill. Click on the Bill Matrix link or call **1-800-386-0067** to make a payment.**Mobile:**SDG&E's free app for your mobile device gives you more ways to connect with us. Visit sdge.com/mobileapps to download.**In Person:**To find the nearest location and hours of operation, visit sdge.com/locations.**Need help paying your bill?**For payment options or to make payment arrangements, visit us at sdge.com/assistance or call **1-800-411-7343**.**By Mail:**

Mail your check or money order, along with the payment stub at the bottom of your bill, in the enclosed envelope to SDG&E, PO Box 25111, Santa Ana, CA 92799-5111.



A Sempra Energy utility

ACCOUNT NUMBER 0082 9633 8431 2
DATE DUE
Jun 7, 2021

DATE MAILED May 19, 2021
sdge.com

Page 3 of 6

Detail of Current Charges

Electric Service

Rate: Time of Use - TOU-DR1-Residential Climate Zone: Coastal
Baseline Allowance: 285 kWh
Billing Period: 4/17/21 - 5/17/21 Total Days: 31
Meter Number: 06054077 (Next scheduled read date Jun 16, 2021)
Meter Constant: 1.000 Billing Voltage Level: Secondary Cycle: 10
Circuit: 0153 Your circuit is currently not subjected to rotating outage.
Total Usage: 111 However, this is subject to change without notice.
(Usage based on interval data)

ELECTRIC CHARGES

Electricity Delivery (Details below)				111 kWh	Amount(\$)
WINTER USAGE	On-Peak	Off-Peak	Super Off-Peak		
kWh used	18	36	57		
Rate/kWh	\$.31693	\$.31693	\$.31693		
Charge	\$5.70	+ \$11.41	+ \$18.07	=	35.18

Time of Use Change This Bill Period:
There was a time of use change on day 15 of your Billing Period. Therefore, your consumption for the first 14 days were aggregated on TOU 1, and the remaining 17 days were aggregated on TOU 2. See time-of-use chart for detail.

Wildfire Fund Charge					
				111 kWh x \$.00580	
Electricity Generation (Details below)			111 kWh		.64
WINTER USAGE	On-Peak	Off-Peak	Super Off-Peak		
kWh used	18	36	57		
Rate/kWh	\$.09855	\$.08748	\$.07520		
Charge	\$1.77	+ \$3.15	+ \$4.29	=	9.21

Baseline Adjustment Credit	111 kWh x \$-.08424	-9.35
Total Electric Charges		\$35.68

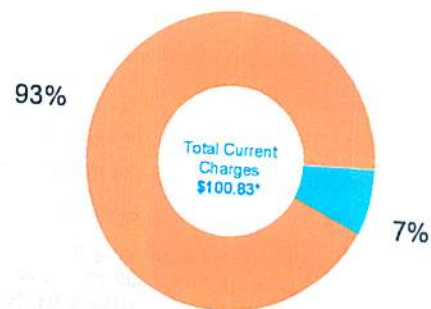
TAXES & FEES ON ELECTRIC CHARGES

Chula Vista City Tax	111 kWh x \$.002500	.28
Franchise Fees on Electric Energy Supplied by Others	.64 x 1.10%	.01
State Surcharge Tax	111 kWh x \$.000300	.03
State Regulatory Fee	111 kWh x \$.001300	.14
Total Taxes & Fees on Electric Charges		\$.46

Total Electric Service \$36.14

(Continued on next page)

Breakdown of Current Charges



*Credits are not shown on the chart

The total current charges include the following components. Definitions for these terms are shown on page 6 of your bill.

Meter Number: 6054077

Electric Charges

Electricity Generation	\$9.21
Transmission	\$7.15
Distribution	\$13.51
Competition Transition Charge	\$.09
Local Generation Charge	\$.95
Total Rate Adj. Comp.	\$2.61

Other Charges & Credits (Electric)

Public Purpose Programs	\$1.52
Wildfire Fund Charge	\$.64
Other	\$.46

Meter Number: 6088586

Electric Charges

Electricity Generation	\$16.64
Transmission	\$12.77
Distribution	\$24.12
Nuclear Decommissioning	\$.01
Competition Transition Charge	\$.13
Local Generation Charge	\$1.69
Total Rate Adj. Comp.	\$4.65

Other Charges & Credits (Electric)

Public Purpose Programs	\$2.70
Wildfire Fund Charge	\$1.15
Other	\$.83

Total Current Charges \$100.83



ACCOUNT NUMBER 0082 9633 8431 2
DATE DUE
Jun 7, 2021

DATE MAILED May 19, 2021
sdge.com

Detail of Current Charges - Continued

Electric Service

Rate: Time of Use - TOU-DR1-Residential Climate Zone: Coastal

Baseline Allowance: 285 kWh

Billing Period: 4/17/21 - 5/17/21

Total Days: 31

Cycle: 10

(Next scheduled read date Jun 16, 2021)

Meter Number: 06088586

Meter Constant: 1.000

Billing Voltage Level: Secondary

Circuit: 0153

Your circuit is currently not subjected to rotating outage.
However, this is subject to change without notice.
(Usage based on interval data)

Total Usage: 198

Amount(\$)

ELECTRIC CHARGES

Electricity Delivery (Details below)

198 kWh

WINTER USAGE	On-Peak	Off-Peak	Super Off-Peak		
kWh used	38	71	89		
Rate/kWh	\$.31693	\$.31693	\$.31693		
Charge	\$12.04	+ \$22.50	+ \$28.21	=	62.75



Time of Use Change This Bill Period:

There was a time of use change on day 15 of your Billing Period. Therefore, your consumption for the first 14 days were aggregated on TOU 1, and the remaining 17 days were aggregated on TOU 2. See time-of-use chart for detail.

Wildfire Fund Charge 198 kWh x \$.00580 1.15

Electricity Generation (Details below)

198 kWh

WINTER USAGE	On-Peak	Off-Peak	Super Off-Peak		
kWh used	38	71	89		
Rate/kWh	\$.09855	\$.08748	\$.07520		
Charge	\$3.74	+ \$6.21	+ \$6.69	=	16.64

Baseline Adjustment Credit 198 kWh x \$-.08424 -16.68

Total Electric Charges \$63.86

TAXES & FEES ON ELECTRIC CHARGES

		Amount(\$)
Chula Vista City Tax	198 kWh x \$.002500	.50
Franchise Fees on Electric Energy Supplied by Others	1.15 x 1.10%	.01
State Surcharge Tax	198 kWh x \$.000300	.06
State Regulatory Fee	198 kWh x \$.001300	.26

Total Taxes & Fees on Electric Charges \$.83

Total Electric Service \$64.69

Total Current Charges \$100.83

Sign up to go Paperless



Sign up to go Paperless today.

Visit sdge.com/go-paperless-today

Choosing the right pricing plan can help you control your energy bill costs. Find the plan that fits your needs, usage patterns and lifestyle. Learn more at sdge.com/pricing.

Bill Discount: You can save 30% or more on your monthly energy bill. Eligibility is based on participation in certain public assistance programs or current household income and the number of people living in your home. To apply, call 1-877-646-5525 or visit sdge.com/CARE.

Descuento en la factura: Puede ahorrar un 30% o más en su factura mensual de energía. Los requisitos del programa se basan en la participación en ciertos programas de asistencia pública, o el ingreso anual y el número de personas que viven en el hogar. Para aplicar, llame al 1-877-646-5525 o visite sdge.com/CARE.

Financial assistance to help eligible low income customers reduce outstanding account balances is available through SDGE's new Arrearage Management Payment (AMP) plan. To see if you qualify and for Terms & Conditions, visit www.sdge.com/AMP or call us at 1-800-411-7343.

Account Summary

Previous Balance	\$465.25
Payment Received	-.00
Past Due Balance	465.25
Current Charges	+ 436.96
Total Amount Due	\$902.21

Summary of Current Charges

(See page 3 for details)

	Billing Period	Usage	Amount(\$)
Electric - 6123995	Apr 17, 2021 - May 17, 2021	993 kWh	378.53
Electric - 6123921	Apr 17, 2021 - May 17, 2021	180 kWh	58.43
Total Charges this Month			\$436.96

(Continued on next page)

PLEASE KEEP THIS PORTION FOR YOUR RECORDS. (FAVOR DE GUARDAR ESTA PARTE PARA SUS REGISTROS.)

PLEASE RETURN THIS PORTION WITH YOUR PAYMENT. (FAVOR DE DEVOLVER ESTA PARTE CON SU PAGO.)



Semptra Energy utility

SERVICE ADDRESS: 1434 HILLTOP DR HM CV 91911

7521.1.5.1215 1 oz.



STONEBRIDGE II HOA
C/O CEOSD.NET
PO BOX 34398-839
SAN DIEGO, CA 92163-9602

Save Paper &
Postage
PAY ONLINE
sdge.com

ACCOUNT NUMBER
0082 9633 7167 3

DATE DUE Jun 7, 2021

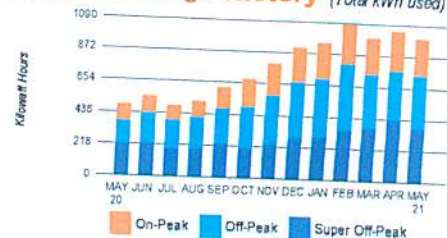
AMOUNT DUE \$902.21

Please enter amount enclosed.



Write account number on check and make payable to San Diego Gas & Electric.

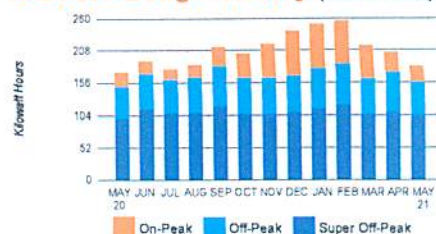
Electric Usage History (Total kWh used)



993 kWh used

32.0 Daily avg kWh
33.7 Daily avg kWh last month
93.9% ↑ Change in daily avg kWh from last year
4.9% ↓ Change in daily avg kWh from last month
3.2 Max monthly demand
3.9 Max annual demand
31 Days in billing cycle

Electric Usage History (Total kWh used)



180 kWh used

5.8 Daily avg kWh
6.5 Daily avg kWh last month
1.5% ↓ Change in daily avg kWh from last year
11.3% ↓ Change in daily avg kWh from last month
0.6 Max monthly demand
0.6 Max annual demand
31 Days in billing cycle

SAN DIEGO GAS & ELECTRIC
PO BOX 25111
SANTA ANA CA 92799-5111

3 2 20000829633716700000465250000090221



ACCOUNT NUMBER 0082 9633 7167 3
DATE DUE
Jun 7, 2021

DATE MAILED May 19, 2021
sdge.com

Page 2 of 6

Time of Use Change This Bill Period:
Time-of-use periods changed for March and April of 2021. See Time-of-use chart for details.

Regulatory Notices

- All customers are required to pay a Competition Transition Charge as part of the charges above, including those who choose an electric service provider other than SDG&E.

Important Phone Numbers

1-800-411-SDGE (7343) English
1-800-311-SDGE (7343) Español
1-877-889-SDGE (7343) TTY

M-F, 7am-8pm, Sat, 7am-6pm

For emergencies and to report
outages, please call 24 hours a day,
7 days a week. **1-800-611-7343**

To locate underground cables & gas
pipes, please call DigAlert,
Monday-Friday, 6am-7pm. **8-1-1**

To make a payment using your credit
or debit card via a third party
vendor, call. **1-800-386-0067**

Payment Options \$ Please visit sdge.com/residential/pay-your-bill for more ways to pay your bill.



Online Bill Pay:

Register to make a secure payment now or schedule your
payment at myaccount.sdge.com, or visit your bank's website
for home banking options.



Mobile:

SDG&E's free app for your mobile device gives you more ways to
connect with us. Visit sdge.com/mobileapps to download.



Need help paying your bill?

For payment options or to make payment arrangements, visit us at
sdge.com/assistance or call 1-800-411-7343.



Credit/Debit:

Pay by credit/debit card via third party vendor (fee applies) by
visiting sdge.com/residential/pay-your-bill. Click on the
Bill Matrix link or call 1-800-386-0067 to make a payment.



In Person:

To find the nearest location and hours of operation, visit
sdge.com/locations.



By Mail:

Mail your check or money order, along with the payment stub
at the bottom of your bill, in the enclosed envelope to
SDG&E, PO Box 25111, Santa Ana, CA 92799-5111.



ACCOUNT NUMBER 0082 9633 7167 3
DATE DUE
Jun 7, 2021

DATE MAILED May 19, 2021
sdge.com

Page 3 of 6

Detail of Current Charges

Electric Service

Rate: Time of Use - TOU-DR1-Residential Climate Zone: Coastal
Baseline Allowance: 285 kWh
Billing Period: 4/17/21 - 5/17/21 Total Days: 31
Meter Number: 06123995 (Next scheduled read date Jun 16, 2021)
Meter Constant: 1.000 Billing Voltage Level: Secondary
Circuit: 0153 Your circuit is currently not subjected to rotating outage.
Total Usage: 993 However, this is subject to change without notice.
(Usage based on interval data)

ELECTRIC CHARGES

				Amount(\$)
Electricity Delivery (Details below) 993 kWh				
WINTER USAGE	On-Peak	Off-Peak	Super Off-Peak	
kWh used	254	373	366	
Rate/kWh	\$.31693	\$.31693	\$.31693	
Charge	\$80.50	+ \$118.21	+ \$116.00	= 314.71



Time of Use Change This Bill Period:

There was a time of use change on day 15 of your Billing Period. Therefore, your consumption for the first 14 days were aggregated on TOU 1, and the remaining 17 days were aggregated on TOU 2. See time-of-use chart for detail.

Wildfire Fund Charge 993 kWh x \$.00580 5.76

Electricity Generation (Details below) 993 kWh				
WINTER USAGE	On-Peak	Off-Peak	Super Off-Peak	
kWh used	254	373	366	
Rate/kWh	\$.09855	\$.08748	\$.07520	
Charge	\$25.03	+ \$32.63	+ \$27.52	= 85.18

Baseline Adjustment Credit 371 kWh x \$-.08424 -31.25

Total Electric Charges \$374.40

TAXES & FEES ON ELECTRIC CHARGES

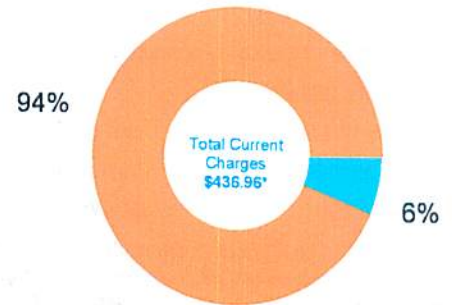
			Amount(\$)
Chula Vista City Tax	993 kWh x \$.002500		2.48
Franchise Fees on Electric Energy Supplied by Others	5.76 x 1.10%		.06
State Surcharge Tax	993 kWh x \$.000300		.30
State Regulatory Fee	993 kWh x \$.001300		1.29

Total Taxes & Fees on Electric Charges \$4.13

Total Electric Service \$378.53

(Continued on next page)

Breakdown of Current Charges



*Credits are not shown on the chart

The total current charges include the following components. Definitions for these terms are shown on page 6 of your bill.

Meter Number: 6123995

Electric Charges

Electricity Generation	\$85.18
Transmission	\$64.00
Distribution	\$120.95
Nuclear Decommissioning	\$.08
Competition Transition Charge	\$.73
Local Generation Charge	\$8.47
Total Rate Adj. Comp.	\$75.71

Other Charges & Credits (Electric)

Public Purpose Programs	\$13.52
Wildfire Fund Charge	\$5.76
Other	\$4.13

Meter Number: 6123921

Electric Charges

Electricity Generation	\$14.76
Transmission	\$11.60
Distribution	\$21.92
Nuclear Decommissioning	\$.01
Competition Transition Charge	\$.13
Local Generation Charge	\$1.53
Total Rate Adj. Comp.	\$4.24

Other Charges & Credits (Electric)

Public Purpose Programs	\$2.46
Wildfire Fund Charge	\$1.04
Other	\$.74

Total Current Charges \$436.96





Detail of Current Charges - Continued

Electric Service

Rate: Time of Use - TOU-DR1-Residential

Climate Zone: Coastal

Baseline Allowance: 285 kWh

Billing Period: 4/17/21 - 5/17/21

Total Days: 31

Meter Number: 06123921

(Next scheduled read date Jun 16, 2021)

Cycle: 10

Meter Constant: 1.000

Billing Voltage Level: Secondary

Circuit: 0153

Your circuit is currently not subjected to rotating outage.
However, this is subject to change without notice.

Total Usage: 180

(Usage based on interval data)

ELECTRIC CHARGES

Amount(\$)

Electricity Delivery (Details below)

180 kWh

WINTER USAGE	On-Peak	Off-Peak	Super Off-Peak	
kWh used	24	54	102	
Rate/kWh	\$.31693	\$.31693	\$.31693	
Charge	\$7.61	+ \$17.11	+ \$32.33	= 57.05



Time of Use Change This Bill Period:

There was a time of use change on day 15 of your Billing Period. Therefore, your consumption for the first 14 days were aggregated on TOU 1, and the remaining 17 days were aggregated on TOU 2. See time-of-use chart for detail.

Wildfire Fund Charge 180 kWh x \$.00580 1.04

Electricity Generation (Details below)

180 kWh

WINTER USAGE	On-Peak	Off-Peak	Super Off-Peak	
kWh used	24	54	102	
Rate/kWh	\$.09855	\$.08748	\$.07520	
Charge	\$2.37	+ \$4.72	+ \$7.67	= 14.76

Baseline Adjustment Credit 180 kWh x -\$.08424 -15.16

Total Electric Charges \$57.69

TAXES & FEES ON ELECTRIC CHARGES

Amount(\$)

Chula Vista City Tax	180 kWh x \$.002500	.45
Franchise Fees on Electric Energy Supplied by Others	1.04 x 1.10%	.01
State Surcharge Tax	180 kWh x \$.000300	.05
State Regulatory Fee	180 kWh x \$.001300	.23

Total Taxes & Fees on Electric Charges \$.74

Total Electric Service \$58.43

Total Current Charges \$436.96



CITY OF CHULA VISTA
SEWER BILLING DIVISION
276 Fourth Avenue
Chula Vista, CA 91910-2631
(619) 691-5117

AMOUNT DUE: \$ 1,770.20

CVC0526B *** 2000000049 15/1



STONEBRIDGE II
C/O CEOSD.NET
P.O. BOX 34398-839
SAN DIEGO CA 92163-4398

JUN - 3 2021

Please
Pay By

Please Pay Amount Due By 06/16/2021
June

S	M	T	W	T	F	S
		1	2	3	4	5
6	7	8	9	10	11	12
13	14	15	16	17	18	19
20	21	22	23	24	25	26
27	28	29	30			

If you have any questions, please call
Monday-Thursday from 09:00 AM to 5:00 PM and
Friday from 9:00 AM to 12:00 PM.
(619) 691-5117

**Special
Message**

As the City and the State of California work to limit the spread of the Coronavirus/COVID-19, we strongly encourage you to pay your bill online or by mail. You can pay your bill online by visiting <https://chulavista.merchantransact.com>. Staff is available by phone (619-691-5117) and e-mail (cvsewer@chulavistaca.gov) to assist with questions. A medida que la Ciudad y el Estado de California trabajan para limitar la propagación del Coronavirus/ COVID-19, le recomendamos que pague su factura en línea o por correo. Puede pagar su factura en línea visitando <https://chulavista.merchantransact.com>. El personal está disponible por teléfono (619-691-5117) y correo electrónico (cvsewer@chulavistaca.gov) para ayudarlo con sus preguntas.

Account Number: 069806-000

Reference Number: 75416608

Service Address: 1434 HILLTOP DR

Service Period: 03/01/2021 to 04/30/2021

Water Use* or Winter Average: 472

Due Date: 06/16/2021

*100 Cubic Feet (748 Gallons) Per unit

Winter average applies to single family dwellings, and water use applies to all others.

Previous Balance: \$ 1,504.01
Payment Received: 1,504.01
Sewer Charge: 1,770.20
Balance Due: \$ 1,770.20

Information



Hearing impaired residents can call the City's TDD at (619) 585-5647. PLEASE WRITE YOUR REFERENCE NUMBER ON YOUR CHECK. There is a \$30.00 charge for returned checks. Payments accepted any time at the drop box on the NE corner of the City Hall Building, or at the Finance Department from 9:00 AM to 5:00 PM, Monday through Friday. If paying in person, please bring this entire bill with you.

Información Llame a la ciudad de Chula Vista al teléfono (619) 585-5659 si desea obtener información en Español sobre los cambios a la forma de cobrar del servicio de aguas negras. Residentes con problemas auditivos pueden llamar al teléfono especial de la ciudad al (619) 585-5647.



PLEASE RETURN THIS PORTION ALONG WITH YOUR PAYMENT



PAYMENT COUPON

PLEASE MAKE YOUR CHECK OR MONEY PAYABLE TO:

CITY OF CHULA VISTA

Reference Number: 75416608

Service Period: 03/01/2021 to 04/30/2021

Due Date: 06/16/2021

Amount Due: \$ 1,770.20

☐ PLEASE CHECK BOX IF ADDRESS IS INCORRECT AND INDICATE CHANGE(S) ON REVERSE SIDE.

Amount Paid:

Service Address
1434 HILLTOP DR

Billing Address
STONEBRIDGE II
C/O CEOSD.NET
P.O. BOX 34398-839
SAN DIEGO CA 92163-4398

|||||
CITY OF CHULA VISTA
SEWER BILLING DIVISION
PO Box 120755
Chula Vista, CA 91912-3855



IF ANY OF THE FOLLOWING HAS CHANGED, PLEASE INDICATE...

Your Name _____ Home Phone _____

Mailing Address _____

City _____ State _____ Zip _____



CITY OF CHULA VISTA
SEWER BILLING DIVISION
276 Fourth Avenue
Chula Vista, CA 91910-2631
(619) 691-5117

AMOUNT DUE: \$ 1,237.81

Please Pay Amount Due By 06/16/2021
June

Please
Pay By

S	M	T	W	T	F	S
		1	2	3	4	5
6	7	8	9	10	11	12
13	14	15	16	17	18	19
20	21	22	23	24	25	26
27	28	29	30			

JUN - 3 2021

If you have any questions, please call
Monday-Thursday from 09:00 AM to 5:00 PM and
Friday from 9:00 AM to 12:00 PM.
(619) 691-5117

CVC0526B *** 2000000050 15/2

STONEBRIDGE II
C/O CEOSD.NET
P.O. BOX 34398-839
SAN DIEGO CA 921634398

Special Message

As the City and the State of California work to limit the spread of the Coronavirus/COVID-19, we strongly encourage you to pay your bill online or by mail. You can pay your bill online by visiting <https://chulavista.merchantransact.com>. Staff is available by phone (619-691-5117) and e-mail (cvsewer@chulavistaca.gov) to assist with questions. A medida que la Ciudad y el Estado de California trabajan para limitar la propagación del Coronavirus/ COVID-19, le recomendamos que pague su factura en línea o por correo. Puede pagar su factura en línea visitando <https://chulavista.merchantransact.com>. El personal está disponible por teléfono (619-691-5117) y correo electrónico (cvsewer@chulavistaca.gov) para ayudarlo con sus preguntas.

Account Number: 069808-000

Reference Number: 75432208

Service Address: 1434 HILLTOP DR

Service Period: 03/01/2021 to 04/30/2021

Water Use* or Winter Average: 316

Due Date: 06/16/2021

*100 Cubic Feet(748 Gallons) Per unit

Winter average applies to single family dwellings, and water use applies to all others.

Previous Balance:

\$ 1,142.25

Payment Received:

1,142.25

Sewer Charge:

1,237.81

Balance Due:

\$ 1,237.81

Information



Hearing impaired residents can call the City's TDD at (619) 585-5647.

PLEASE WRITE YOUR REFERENCE NUMBER ON YOUR CHECK. There is a \$30.00 charge for returned checks.

Payments accepted any time at the drop box on the NE corner of the City Hall Building, or at the Finance Department from 9:00 AM to 5:00 PM, Monday through Friday. If paying in person, please bring this entire bill with you.

Información



Llame a la ciudad de Chula Vista al teléfono (619) 585-5659 si desea obtener información en Español sobre los cambios a la forma de cobrar del servicio de aguas negras. Residentes con problemas auditivos pueden llamar al teléfono especial de la ciudad al (619) 585-5647.

PLEASE RETURN THIS PORTION ALONG WITH YOUR PAYMENT

PAYMENT COUPON

PLEASE MAKE YOUR CHECK OR MONEY PAYABLE TO:

CITY OF CHULA VISTA

Reference Number: 75432208

Service Period: 03/01/2021 to 04/30/2021

Due Date: 06/16/2021

Amount Due: \$ 1,237.81

☐ PLEASE CHECK BOX IF ADDRESS IS INCORRECT
AND INDICATE CHANGE(S) ON REVERSE SIDE.

Amount Paid:

Service Address

1434 HILLTOP DR

Billing Address

STONEBRIDGE II

C/O CEOSD.NET

P.O. BOX 34398-839

SAN DIEGO CA 921634398



CITY OF CHULA VISTA

SEWER BILLING DIVISION

PO Box 120755

Chula Vista, CA 91912-3855



IF ANY OF THE FOLLOWING HAS CHANGED, PLEASE INDICATE...

Your Name _____ Home Phone _____

Mailing Address _____

City _____ State _____ Zip _____



CITY OF CHULA VISTA
SEWER BILLING DIVISION
 276 Fourth Avenue
 Chula Vista, CA 91910-2631
 (619) 691-5117

AMOUNT DUE: \$ 1,237.81

Please Pay Amount Due By 06/16/2021

June

S	M	T	W	T	F	S
		1	2	3	4	5
6	7	8	9	10	11	12
13	14	15	16	17	18	19
20	21	22	23	24	25	26
27	28	29	30			

Please
Pay By

CVC0526B *** 2000000050 15/2

STONEBRIDGE II
 C/O CEOSD.NET
 P.O. BOX 34398-839
 SAN DIEGO CA 921634398

JUN - 3 2021

If you have any questions, please call
 Monday-Thursday from 09:00 AM to 5:00 PM and
 Friday from 9:00 AM to 12:00 PM.
 (619) 691-5117

**Special
Message**

As the City and the State of California work to limit the spread of the Coronavirus/COVID-19, we strongly encourage you to pay your bill online or by mail. You can pay your bill online by visiting <https://chulavista.merchantransact.com>. Staff is available by phone (619-691-5117) and e-mail (cvsewer@chulavistaca.gov) to assist with questions. A medida que la Ciudad y el Estado de California trabajan para limitar la propagación del Coronavirus/ COVID-19, le recomendamos que pague su factura en línea o por correo. Puede pagar su factura en línea visitando <https://chulavista.merchantransact.com>. El personal está disponible por teléfono (619-691-5117) y correo electrónico (cvsewer@chulavistaca.gov) para ayudarlo con sus preguntas.

Account Number: 069808-000

Reference Number: 75432208

Service Address: 1434 HILLTOP DR

Service Period: 03/01/2021 to 04/30/2021

Water Use* or Winter Average: 316

Due Date: 06/16/2021

*100 Cubic Feet(748 Gallons) Per unit

Winter average applies to single family dwellings, and water use applies to all others.

Previous Balance:

\$ 1,142.25

Payment Received:

1,142.25

Sewer Charge:

1,237.81

Balance Due:

\$ 1,237.81

Information



Hearing impaired residents can call the City's TDD at (619) 585-5647.

PLEASE WRITE YOUR REFERENCE NUMBER ON YOUR CHECK. There is a \$30.00 charge for returned checks.

Payments accepted any time at the drop box on the NE corner of the City Hall Building, or at the Finance Department from 9:00 AM to 5:00 PM, Monday through Friday. If paying in person, please bring this entire bill with you.

Información



Llame a la ciudad de Chula Vista al teléfono (619) 585-5659 si desea obtener información en Español sobre los cambios a la forma de cobrar del servicio de aguas negras. Residentes con problemas auditivos pueden llamar al teléfono especial de la ciudad al (619) 585-5647.

PLEASE RETURN THIS PORTION ALONG WITH YOUR PAYMENT

PAYMENT COUPON

PLEASE MAKE YOUR CHECK OR MONEY PAYABLE TO:

CITY OF CHULA VISTA

Reference Number: 75432208

Service Period: 03/01/2021 to 04/30/2021

Due Date: 06/16/2021

Amount Due: \$ 1,237.81

☐ PLEASE CHECK BOX IF ADDRESS IS INCORRECT
AND INDICATE CHANGE(S) ON REVERSE SIDE.

Amount Paid:

Service Address
 1434 HILLTOP DR

Billing Address
 STONEBRIDGE II
 C/O CEOSD.NET
 P.O. BOX 34398-839
 SAN DIEGO CA 921634398

|||||
CITY OF CHULA VISTA
 SEWER BILLING DIVISION
 PO Box 120755
 Chula Vista, CA 91912-3855



IF ANY OF THE FOLLOWING HAS CHANGED, PLEASE INDICATE...

Your Name _____ Home Phone _____

Mailing Address _____

City _____ State _____ Zip _____

CEOSD INC
dba ceosd.net
PO Box 34398 - 111
San Diego, CA 92163-4398
855.669.2103

STONEBRIDGE II

= STATEMENT =

Account No. 111-839R

05/26/21

Date	Description	x-ref	Amount	Balance
02/01/21	Feb 21 Management Fee	8579	1280.00	1280.00
03/01/21	Mar 21 Management Fee	8628	1280.00	2560.00
03/02/21	Payment rec'd ck# 5211	8632	-1280.00	1280.00
03/02/21	Payment rec'd ck# 5212	8632	-1280.00	0.00
04/01/21	Apr 21 Management Fee	8651	1280.00	1280.00
04/01/21	Payment rec'd ck# 005230	8653	-1280.00	0.00
05/01/21	May 21 Management Fee	8686	1280.00	1280.00
05/03/21	Payment rec'd ck# 5240	8690	-1280.00	0.00
06/01/21	Jun 21 Management Fee	8701	1280.00	1280.00
Total Now Due:			\$	1,280.00

Terms: Management fees due 1st of each month.

- - - - - Return Bottom Coupon with Payment - - - - -

Stonebridge II

Pay to: ceosd.net
Total Now Due: \$1,280.00
Write Acct 111-839R on check.

CEOSD INC
PO BOX 34398 - 111
SAN DIEGO CA 92163-4398

CEOSD INC
dba ceosd.net
PO Box 34398 - 111
San Diego, CA 92163-4398
855.669.2103

STONEBRIDGE II

= STATEMENT =

Account No. 111-839C

05/26/21

Date	Description	x-ref	Amount	Balance
	balance fwd (details available on request)			42.65
05/01/21	May 21 Supplies	8686	17.55	60.20
05/01/21	May 21 Web Hosting Fee	8686	5.00	65.20
05/01/21	May 21 Domain Stone.org	8686	1.50	66.70
05/03/21	Payment rec'd ck# 5240	8690	-66.70	0.00
06/01/21	05/21 Printing	8698	21.14	21.14
06/01/21	05/21 Postage	8700	49.27	70.41
06/01/21	Jun 21 Supplies	8701	17.55	87.96
06/01/21	Jun 21 Web Hosting Fee	8701	5.00	92.96
06/01/21	Jun 21 Domain Stone.org	8701	1.50	94.46
	Total Now Due:		\$	94.46

Terms: Management fees due 1st of each month.

- - - - - Return Bottom Coupon with Payment - - - - -

Stonebridge II

Pay to: ceosd.net
Total Now Due: \$94.46
Write Acct 111-839C on check.

CEOSD INC
PO BOX 34398 - 111
SAN DIEGO CA 92163-4398

Stonebridge II Maintenance Corporation
855-669-2103
PO Box 34398 - 839
San Diego, CA 92163-4398

Alliance Bank
3033 West Ray Road #200
Chandler, AZ 85226
91-598/112

On-Line

June 24, 2021

PAY TO THE
ORDER OF

ALLSTATE INSURANCE COMPANY

\$1,830.61

ONE THOUSAND EIGHT HUNDRED THIRTY, AND 61/100 ***** DOLLARS

Allstate Insurance Company
PO Box 4344
Carol Stream, IL 60197-4344

MEMO: Invoice#



881 Energy Way
Chula Vista CA 91911-611010

Customer Service (619) 421-9400
Toll Free (800) 421-9401
RepublicServices.com/Support

Account Number 3-0509-0132326
Invoice Number 0509-008598784
Invoice Date May 25, 2021

Previous Balance \$1,241.14
Payments/Adjustments -\$1,241.14
Current Invoice Charges \$1,328.99

MAY 30 CD
MAY - 3 RECD

Total Amount Due \$1,328.99	Payment Due Date June 14, 2021
--	---

PAYMENTS/ADJUSTMENTS

Description	Reference	Amount
Payment - Thank You 05/19	5204	-\$1,241.14

CURRENT INVOICE CHARGES

Description	Reference	Quantity	Unit Price	Amount
Golden/Stonebridge li 1434 Hilltop Dr				
Chula Vista, CA Contract: 1 (C2)				
2 Waste Container 3 Cu Yd, 8 Lifts Per Week				
Waste/Recycling Overage 05/05		2.0000	\$20.75	\$41.50
Waste/Recycling Overage 05/10		3.0000	\$20.75	\$62.25
Waste/Recycling Overage 05/12		2.0000	\$20.75	\$41.50
Waste/Recycling Overage 05/19		1.0000	\$20.75	\$20.75
Waste/Recycling Overage 05/24		1.0000	\$20.75	\$20.75
Pickup Service 05/01-05/31			\$1,025.79	\$1,025.79
40 Recycle Basket 6 Gal, On Call Service				
Recycling Service 05/01-05/31		40.0000	\$2.79	\$111.60
5 Barrel 90/95 Gal, 5 Lifts Per Week				
Extra Can, Bag or Box 05/13		1.0000	\$4.85	\$4.85
CURRENT INVOICE CHARGES				\$1,328.99

Simple account access at your fingertips.

Download the Republic Services app or visit
RepublicServices.com today.



881 Energy Way
Chula Vista CA 91911-611010

Please Return This
Portion With Payment

Total Enclosed

Return Service Requested

Total Amount Due	\$1,328.99
Payment Due Date	June 14, 2021
Account Number	3-0509-0132326
Invoice Number	0509-008598784



For Billing Address Changes,
Check Box and Complete Reverse

Make Checks Payable To:



STONEBRIDGE AKA HILLTOP CASTLE
C/O CEOSD.NET
PO BOX 34398-839
SAN DIEGO CA 92163-

00010767
HSP 26



REPUBLIC SERVICES #509
FOR ALLIED WASTE SYSTEMS, INC
PO BOX 78829
PHOENIX AZ 85062-8829

30509013232600000085987840001328990001328991

UNDERSTANDING YOUR BILL

Visit RepublicServices.com/MyBill

Check Processing

When you provide a check as payment, you authorize us to use information from your check to make a one-time electronic fund transfer from your account. When we make an electronic transfer, funds may be withdrawn from your account the same day we receive your payment or check and you will not receive your check back from your financial institution.

Cancellation & Payment Policy

Unless prohibited by applicable law, regulation, or franchise or other agreement: (1) we reserve the right to require that payment for services be made only by check, credit card or money order; and (2) if service is canceled during a billing cycle, you will remain responsible for all charges, fees and taxes through the end of the billing cycle. You will not be entitled to proration of billing or a refund for the period between the notice of termination and the end of the current billing cycle.

Understanding Our Rates, Charges and Fees

If you are receiving service from Republic Services without a written contract, please visit RepublicServices.com/Fees to review the financial terms and conditions relating to your service. If you are receiving service from Republic Services pursuant to a written contract, but have questions relating to any charges or fees, RepublicServices.com/Fees provides a detailed description of Republic Services' most common charges and fees. If you do not have access to a computer, you may request that a copy be mailed to you by calling Customer Service at the number on the front of this invoice.

Please fill out the form below if your billing address has changed and return this portion of your statement to us using the envelope enclosed. Thank you!

BILLING ADDRESS CHANGE

Address		
City	State	Zip Code
Phone	Alternate Phone	



Stonebridge II Maintenance Corporation
General Ledger Report
6/1/2021 - 6/30/2021

Client: Stonebridge II Maintenance Corporation
Account: 10000 - Alliance Operating 4478

Account Category: Operating
Account Type: Bank

Posting Date	Source	Description	Long Desc.	Cost Center	Debit	Credit	Balance
Beginning Balance							(\$0.21)
6/1/2021	AR	Payment Received		Operating	\$434.23		\$434.02
6/1/2021	AR	Payment Received		Operating	\$420.00		\$854.02
6/4/2021	AR	Payment Received		Operating	\$405.68		\$1,259.70
6/7/2021	AR	Payment Received		Operating	\$405.68		\$1,665.38
6/7/2021	AR	Payment Received		Operating	\$405.00		\$2,070.38
6/8/2021	AR	Payment Received		Operating	\$434.23		\$2,504.61
6/9/2021	AR	Payment Received		Operating	\$1,274.14		\$3,778.75
6/11/2021	AR	Payment Received		Operating	\$2,606.17		\$6,384.92
6/14/2021	AR	Payment Received		Operating	\$839.91		\$7,224.83
6/14/2021	AR	Payment Received		Operating	\$835.10		\$8,059.93
6/14/2021	AR	Payment Received		Operating	\$405.68		\$8,465.61
6/15/2021	AP	Payment: CEOSD.NET, Check #: 5216, Invoice #:		Operating		\$1,374.46	\$7,091.15
6/15/2021	AP	Payment: CEOSD.NET, Check #: 5217, Invoice #:		Operating		\$700.00	\$6,391.15
6/15/2021	AP	Payment: Tamco Builders, Inc., Check #: 5218, Invoice #: 2161		Operating		\$1,825.00	\$4,566.15
6/15/2021	AP	Payment: Aquaphoria Pool & Spa Services LLC, Check #: 5219, Invoice #: 740		Operating		\$476.00	\$4,090.15
6/15/2021	AR	Payment Received		Operating	\$811.36		\$4,901.51
6/15/2021	GL	Credit 05/21 Returned Item Fee		Operating	\$20.00		\$4,921.51
6/17/2021	AR	Payment Received		Operating	\$603.48		\$5,524.99
6/21/2021	AR	Payment Received		Operating	\$434.23		\$5,959.22
6/24/2021	AP	Payment: City of Chula Vista, Check #: 5220, Invoice #: Ref#75416608, Ref#75432208		Operating		\$3,008.01	\$2,951.21
6/24/2021	AP	Payment: Republic Services, Check #: 5221, Invoice #: 0509-008598784		Operating		\$1,328.99	\$1,622.22
6/24/2021	AP	Payment: Lloyd Pest Control Co., Inc., Check #: 5222, Invoice #: 7327972, 7377802, 7407843, 7434196		Operating		\$320.00	\$1,302.22
6/24/2021	AP	Payment: San Diego Gas & Electric, Check #: 5223, Invoice #:		Operating		\$3,950.32	(\$2,648.10)
6/24/2021	AP	Payment: Allstate Insurance Company, On-Line Payment, Invoice #:		Operating		\$1,830.61	(\$4,478.71)
6/25/2021	AR	Payment Received		Operating	\$868.46		(\$3,610.25)
6/28/2021	AP	Payment: Shellie Dalley, Check #: 5224, Invoice #:		Operating		\$165.00	(\$3,775.25)
6/29/2021	AR	Payment Received		Operating	\$405.86		(\$3,369.39)
6/30/2021		Bank Statement Interest		Operating	\$0.11		(\$3,369.28)
6/30/2021		Bank Statement Fees		Operating		\$10.00	(\$3,379.28)
Account Total					\$11,609.32	\$14,988.39	(\$3,379.28)
Beginning Balance					(\$0.21)		
Net Change					(\$3,379.07)		

Client: Stonebridge II Maintenance Corporation
Account: 10100 - Operating - Popular Checking 8896

Account Category: Operating
Account Type: Bank

Posting Date	Source	Description	Long Desc.	Cost Center	Debit	Credit	Balance
Beginning Balance							\$4,207.91
6/30/2021		Bank Statement Interest		Operating	\$0.01		\$4,207.92
Account Total					\$0.01	\$0.00	\$4,207.92
Beginning Balance					\$4,207.91		
Net Change					\$0.01		

Client: Stonebridge II Maintenance Corporation
Account: 13000 - Accounts Receivable

Account Category: Accounts Receivable
Account Type: Accounts Receivable

Posting Date	Source	Description	Long Desc.	Cost Center	Debit	Credit	Balance
Beginning Balance							\$17,814.14
6/1/2021	AR	June 2021 - Assessment \$434.23		Operating	\$16,447.57		\$34,261.71
6/1/2021	AR	Payment Application		Operating		\$2,604.36	\$31,657.35
6/1/2021	AR	REVERSAL - [June 2021 - Assessment \$405.68]		Operating		\$405.68	\$31,251.67
6/1/2021	AR	June 2021 - Assessment \$405.68		Operating	\$405.68		\$31,657.35
6/1/2021	AR	Assessment		Operating	\$405.68		\$32,063.03
6/1/2021	AR	[REVERSAL] - Payment Application		Operating	\$1.00		\$32,064.03
6/7/2021	AR	Payment Application		Operating		\$810.40	\$31,253.63
6/8/2021	AR	Payment Application		Operating		\$434.23	\$30,819.40
6/9/2021	AR	Payment Application		Operating		\$1,274.14	\$29,545.26
6/11/2021	AR	Payment Application		Operating		\$2,519.32	\$27,025.94



Stonebridge II Maintenance Corporation
General Ledger Report
6/1/2021 - 6/30/2021

6/14/2021	AR	Payment Application	Operating	\$1,675.01	\$25,350.93
6/14/2021	AR	Payment Application	Operating	\$405.68	\$24,945.25
6/15/2021	AR	Payment Application	Operating	\$811.36	\$24,133.89
6/17/2021	AR	Payment Application	Operating	\$602.48	\$23,531.41
6/18/2021	AR	May Late Fee	Operating	\$48.68	\$23,580.09
6/18/2021	AR	REVERSAL - [May Late Fee]	Operating	\$48.68	\$23,531.41
6/18/2021	AR	May Late Fee	Operating	\$48.68	\$23,580.09
6/19/2021	AR	June Late Fee	Operating	\$48.68	\$23,628.77
6/19/2021	AR	REVERSAL - [June Late Fee]	Operating	\$48.68	\$23,580.09
6/19/2021	AR	June Late Fee	Operating	\$48.68	\$23,628.77
6/21/2021	AR	Payment Application	Operating	\$433.98	\$23,194.79
6/22/2021	AR	Club Room Rental	Operating	\$125.00	\$23,319.79
6/25/2021	AR	Payment Application	Operating	\$868.46	\$22,451.33
Account Total				\$17,579.65	\$12,942.46
Beginning Balance				\$17,814.14	
Net Change				\$4,637.19	

Client: Stonebridge II Maintenance Corporation
Account: 23000 - Pre-Paid Assessments

Account Category: Accounts Payable
Account Type: Accounts Payable

Posting Date	Source	Description	Long Desc.	Cost Center	Debit	Credit	Balance
Beginning Balance							(\$3,165.05)
6/1/2021	AR	Payment Received	Operating			\$434.23	(\$3,599.28)
6/1/2021	AR	Payment Received	Operating			\$420.00	(\$4,019.28)
6/1/2021	AR	Payment Application	Operating		\$2,604.36		(\$1,414.92)
6/1/2021	AR	[REVERSAL] - Payment Application	Operating			\$1.00	(\$1,415.92)
6/4/2021	AR	Payment Received	Operating			\$405.68	(\$1,821.60)
6/7/2021	AR	Payment Received	Operating			\$405.68	(\$2,227.28)
6/7/2021	AR	Payment Received	Operating			\$405.00	(\$2,632.28)
6/7/2021	AR	Payment Application	Operating		\$810.40		(\$1,821.88)
6/8/2021	AR	Payment Received	Operating			\$434.23	(\$2,256.11)
6/8/2021	AR	Payment Application	Operating		\$434.23		(\$1,821.88)
6/9/2021	AR	Payment Received	Operating			\$1,274.14	(\$3,096.02)
6/9/2021	AR	Payment Application	Operating		\$1,274.14		(\$1,821.88)
6/11/2021	AR	Payment Received	Operating			\$2,606.17	(\$4,428.05)
6/11/2021	AR	Payment Application	Operating		\$2,519.32		(\$1,908.73)
6/14/2021	AR	Payment Received	Operating			\$839.91	(\$2,748.64)
6/14/2021	AR	Payment Received	Operating			\$835.10	(\$3,583.74)
6/14/2021	AR	Payment Application	Operating		\$1,675.01		(\$1,908.73)
6/14/2021	AR	Payment Received	Operating			\$405.68	(\$2,314.41)
6/14/2021	AR	Payment Application	Operating		\$405.68		(\$1,908.73)
6/15/2021	AR	Payment Received	Operating			\$811.36	(\$2,720.09)
6/15/2021	AR	Payment Application	Operating		\$811.36		(\$1,908.73)
6/17/2021	AR	Payment Received	Operating			\$603.48	(\$2,512.21)
6/17/2021	AR	Payment Application	Operating		\$602.48		(\$1,909.73)
6/21/2021	AR	Payment Received	Operating			\$434.23	(\$2,343.96)
6/21/2021	AR	Payment Application	Operating		\$433.98		(\$1,909.98)
6/25/2021	AR	Payment Received	Operating			\$868.46	(\$2,778.44)
6/25/2021	AR	Payment Application	Operating		\$868.46		(\$1,909.98)
6/29/2021	AR	Payment Received	Operating			\$405.86	(\$2,315.84)
Account Total					\$12,439.42	\$11,590.21	(\$2,315.84)
Beginning Balance					(\$3,165.05)		
Net Change					\$849.21		

Client: Stonebridge II Maintenance Corporation
Account: 30000 - Surplus/Deficit

Account Category: Surplus/(Deficit)
Account Type: Equity

Posting Date	Source	Description	Long Desc.	Cost Center	Debit	Credit	Balance
Beginning Balance							(\$55,974.13)
Account Total					\$0.00	\$0.00	(\$55,974.13)
Beginning Balance					(\$55,974.13)		
Net Change					\$0.00		

Client: Stonebridge II Maintenance Corporation
Account: 40000 - Assessments

Account Category: Assessment
Account Type: Income



Stonebridge II Maintenance Corporation
General Ledger Report
6/1/2021 - 6/30/2021

Posting Date	Source	Description	Long Desc.	Cost Center	Debit	Credit	Balance
Beginning Balance							(\$82,237.85)
6/1/2021	AR	June 2021 - Assessment \$434.23		Operating		\$16,447.57	(\$98,685.42)
6/1/2021	AR	REVERSAL - [June 2021 - Assessment \$405.68]		Operating	\$405.68		(\$98,279.74)
6/1/2021	AR	June 2021 - Assessment \$405.68		Operating		\$405.68	(\$98,685.42)
6/1/2021	AR	Assessment		Operating		\$405.68	(\$99,091.10)
Account Total					\$405.68	\$17,258.93	(\$99,091.10)
Beginning Balance					(\$82,237.85)		
Net Change					(\$16,853.25)		

Client: Stonebridge II Maintenance Corporation
Account: 40100 - Late Fees

Account Category: Other Income
Account Type: Income

Posting Date	Source	Description	Long Desc.	Cost Center	Debit	Credit	Balance
Beginning Balance							(\$357.84)
6/18/2021	AR	May Late Fee		Operating		\$48.68	(\$406.52)
6/18/2021	AR	REVERSAL - [May Late Fee]		Operating	\$48.68		(\$357.84)
6/18/2021	AR	May Late Fee		Operating		\$48.68	(\$406.52)
6/19/2021	AR	June Late Fee		Operating		\$48.68	(\$455.20)
6/19/2021	AR	REVERSAL - [June Late Fee]		Operating	\$48.68		(\$406.52)
6/19/2021	AR	June Late Fee		Operating		\$48.68	(\$455.20)
Account Total					\$97.36	\$194.72	(\$455.20)
Beginning Balance					(\$357.84)		
Net Change					(\$97.36)		

Client: Stonebridge II Maintenance Corporation
Account: 40151 - Laundry Income

Account Category: Other Income
Account Type: Income

Posting Date	Source	Description	Long Desc.	Cost Center	Debit	Credit	Balance
Beginning Balance							(\$5.70)
Account Total					\$0.00	\$0.00	(\$5.70)
Beginning Balance					(\$5.70)		
Net Change					\$0.00		

Client: Stonebridge II Maintenance Corporation
Account: 40190 - Misc Fees

Account Category: Other Income
Account Type: Income

Posting Date	Source	Description	Long Desc.	Cost Center	Debit	Credit	Balance
Beginning Balance							\$0.00
6/22/2021	AR	Club Room Rental		Operating		\$125.00	(\$125.00)
Account Total					\$0.00	\$125.00	(\$125.00)
Beginning Balance					\$0.00		
Net Change					(\$125.00)		

Client: Stonebridge II Maintenance Corporation
Account: 40300 - Operating Interest

Account Category: Other Income
Account Type: Income

Posting Date	Source	Description	Long Desc.	Cost Center	Debit	Credit	Balance
Beginning Balance							(\$1.63)
6/30/2021		Bank Statement Interest		Operating		\$0.11	(\$1.74)
6/30/2021		Bank Statement Interest		Operating		\$0.01	(\$1.75)
Account Total					\$0.00	\$0.12	(\$1.75)
Beginning Balance					(\$1.63)		
Net Change					(\$0.12)		

Client: Stonebridge II Maintenance Corporation
Account: 50000 - Repair & Maintenance

Account Category: 1 Structural, Common Area, Landscape, Utilities
Account Type: Expense

Posting Date	Source	Description	Long Desc.	Cost Center	Debit	Credit	Balance
Beginning Balance							\$49,518.11
6/15/2021	AP	Payment: CEOSD.NET, Check #: 5217, Invoice #: , Reimb Overdrawn		Operating	\$700.00		\$50,218.11

Stonebridge II Maintenance Corporation
General Ledger Report
6/1/2021 - 6/30/2021

Account Total		\$700.00	\$0.00	\$50,218.11
Beginning Balance	\$49,518.11			
Net Change	\$700.00			

Client: Stonebridge II Maintenance Corporation
Account: 50100 - Pool

Account Category: 1 Structural, Common Area, Landscape, Utilities
Account Type: Expense

Posting Date	Source	Description	Long Desc.	Cost Center	Debit	Credit	Balance
Beginning Balance							\$1,965.00
6/15/2021	AP	Payment: Aquaphoria Pool & Spa Services LLC, Check #: 5219, Invoice #: 740, SVC 05/21		Operating	\$275.00		\$2,240.00
Account Total					\$275.00	\$0.00	\$2,240.00
Beginning Balance				\$1,965.00			
Net Change				\$275.00			

Client: Stonebridge II Maintenance Corporation
Account: 50190 - Pool Extras

Account Category: 1 Structural, Common Area, Landscape, Utilities
Account Type: Expense

Posting Date	Source	Description	Long Desc.	Cost Center	Debit	Credit	Balance
Beginning Balance							\$0.00
6/15/2021	AP	Payment: Aquaphoria Pool & Spa Services LLC, Check #: 5219, Invoice #: 740, Chemicals/Filter Cleaning		Operating	\$201.00		\$201.00
Account Total					\$201.00	\$0.00	\$201.00
Beginning Balance				\$0.00			
Net Change				\$201.00			

Client: Stonebridge II Maintenance Corporation
Account: 50300 - Janitorial

Account Category: 1 Structural, Common Area, Landscape, Utilities
Account Type: Expense

Posting Date	Source	Description	Long Desc.	Cost Center	Debit	Credit	Balance
Beginning Balance							\$990.00
6/28/2021	AP	Payment: Shellie Dalley, Check #: 5224, Invoice #: , SVC 05/21		Operating	\$165.00		\$1,155.00
Account Total					\$165.00	\$0.00	\$1,155.00
Beginning Balance				\$990.00			
Net Change				\$165.00			

Client: Stonebridge II Maintenance Corporation
Account: 50400 - Pest Control

Account Category: 1 Structural, Common Area, Landscape, Utilities
Account Type: Expense

Posting Date	Source	Description	Long Desc.	Cost Center	Debit	Credit	Balance
Beginning Balance							\$240.00
6/24/2021	AP	Payment: Lloyd Pest Control Co., Inc., Check #: 5222, Invoice #: 7327972, SVC 02/21, Invoice #: 7377802, SVC 04/21, Invoice #: 7407843, SVC 05/21, Invoice #: 7434196, SVC 06/21		Operating	\$320.00		\$560.00
Account Total						\$320.00	
Beginning Balance						\$0.00	\$560.00
Net Change							

Client: Stonebridge II Maintenance Corporation
Account: 51000 - Landscape

Account Category: 1 Structural, Common Area, Landscape, Utilities
Account Type: Expense

Posting Date	Source	Description	Long Desc.	Cost Center	Debit	Credit	Balance
Beginning Balance							\$9,125.00
6/15/2021	AP	Payment: Tamco Builders, Inc., Check #: 5218, Invoice #: 2161, SVC 06/21		Operating	\$1,825.00		\$10,950.00
Account Total					\$1,825.00	\$0.00	\$10,950.00
Beginning Balance							
Net Change					\$9,125.00		
					\$1,825.00		

Client: Stonebridge II Maintenance Corporation **Account Category: 1 Structural, Common Area, Landscape, Utilities**



Stonebridge II Maintenance Corporation
General Ledger Report
6/1/2021 - 6/30/2021

Account: 51090 - Landscape Materials & Supplies

Account Type: Expense

Posting Date	Source	Description	Long Desc.	Cost Center	Debit	Credit	Balance
Beginning Balance							\$310.00
Account Total					\$0.00	\$0.00	\$310.00
Beginning Balance						\$310.00	
Net Change						\$0.00	

Client: Stonebridge II Maintenance Corporation

Account Category: 1 Structural, Common Area, Landscape, Utilities

Account: 59000 - Gas & Electric

Account Type: Expense

Posting Date	Source	Description	Long Desc.	Cost Center	Debit	Credit	Balance
Beginning Balance							\$10,085.09
6/24/2021	AP	Payment: San Diego Gas & Electric, Check #: 5223, Invoice #: , ACCT#008296342220.3, ACCT#0082963371673, ACCT#0082963384312		Operating	\$3,950.32		\$14,035.41
Account Total					\$3,950.32	\$0.00	\$14,035.41
Beginning Balance					\$10,085.09		
Net Change					\$3,950.32		

Client: Stonebridge II Maintenance Corporation

Account Category: 1 Structural, Common Area, Landscape, Utilities

Account: 59300 - Trash

Account Type: Expense

Posting Date	Source	Description	Long Desc.	Cost Center	Debit	Credit	Balance
Beginning Balance							\$8,052.53
6/24/2021	AP	SVC 05/21		Operating	\$1,328.99		\$9,381.52
Account Total					\$1,328.99	\$0.00	\$9,381.52
Beginning Balance					\$8,052.53		
Net Change					\$1,328.99		

Client: Stonebridge II Maintenance Corporation

Account Category: 1 Structural, Common Area, Landscape, Utilities

Account: 59400 - Water & Sewer

Account Type: Expense

Posting Date	Source	Description	Long Desc.	Cost Center	Debit	Credit	Balance
Beginning Balance							\$17,243.50
Account Total					\$0.00	\$0.00	\$17,243.50
Beginning Balance					\$17,243.50		
Net Change					\$0.00		

Client: Stonebridge II Maintenance Corporation

Account Category: 1 Structural, Common Area, Landscape, Utilities

Account: 59450 - Sewer

Account Type: Expense

Posting Date	Source	Description	Long Desc.	Cost Center	Debit	Credit	Balance
Beginning Balance							\$4,082.01
6/24/2021	AP	Payment: City of Chula Vista, Check #: 5220, Invoice #: Ref#75416608, SVC 03/21 -04/21, Invoice #: Ref#75432208, SVC 03/21 - 04/21		Operating	\$3,008.01		\$7,090.02
Account Total					\$3,008.01	\$0.00	\$7,090.02
Beginning Balance					\$4,082.01		
Net Change					\$3,008.01		

Client: Stonebridge II Maintenance Corporation

Account Category: 5 Professional & Admin Services

Account: 90100 - Legal & Professional

Account Type: Expense

Posting Date	Source	Description	Long Desc.	Cost Center	Debit	Credit	Balance
Beginning Balance							\$675.00
Account Total					\$0.00	\$0.00	\$675.00
Beginning Balance					\$675.00		
Net Change					\$0.00		

Client: Stonebridge II Maintenance Corporation

Account Category: 5 Professional & Admin Services



Stonebridge II Maintenance Corporation
General Ledger Report
6/1/2021 - 6/30/2021

Account: 90200 - Management Fees

Account Type: Expense

Posting Date	Source	Description	Long Desc.	Cost Center	Debit	Credit	Balance
Beginning Balance							\$6,650.00
6/15/2021	AP	Payment: CEOSD.NET, Check #: 5216, Invoice #: , 06/21 Mgmt Fee		Operating	\$1,280.00		\$7,930.00
Account Total					\$1,280.00	\$0.00	\$7,930.00
Beginning Balance				\$6,650.00			
Net Change				\$1,280.00			

Client: Stonebridge II Maintenance Corporation

Account Category: 5 Professional & Admin Services

Account: 90400 - Insurance

Account Type: Expense

Posting Date	Source	Description	Long Desc.	Cost Center	Debit	Credit	Balance
Beginning Balance							\$9,959.78
6/24/2021	AP	Payment: Allstate Insurance Company, Check #: On-Line, Invoice #: , 06/21 premium		Operating	\$1,830.61		\$11,790.39
Account Total					\$1,830.61	\$0.00	\$11,790.39
Beginning Balance				\$9,959.78			
Net Change				\$1,830.61			

Client: Stonebridge II Maintenance Corporation

Account Category: 5 Professional & Admin Services

Account: 90900 - Office Expenses & Misc

Account Type: Expense

Posting Date	Source	Description	Long Desc.	Cost Center	Debit	Credit	Balance
Beginning Balance							\$120.25
6/15/2021	AP	Payment: CEOSD.NET, Check #: 5216, Invoice #: , 06/21 Supplies, 06/21 Website Hosting, 06/21 Domain		Operating	\$24.05		\$144.30
Account Total					\$24.05	\$0.00	\$144.30
Beginning Balance				\$120.25			
Net Change				\$24.05			

Client: Stonebridge II Maintenance Corporation

Account Category: 5 Professional & Admin Services

Account: 90901 - Printing & Supplies

Account Type: Expense

Posting Date	Source	Description	Long Desc.	Cost Center	Debit	Credit	Balance
Beginning Balance							\$89.80
6/15/2021	AP	Payment: CEOSD.NET, Check #: 5216, Invoice #: , 05/21 Printing		Operating	\$21.14		\$110.94
6/24/2021	AP	Payment: Republic Services, Check #: 5221, Invoice #: 0509-008598784, SVC 05/21		Operating	\$1,328.99		\$1,439.93
6/24/2021	AP	SVC 05/21		Operating		\$1,328.99	\$110.94
Account Total					\$1,350.13	\$1,328.99	\$110.94
Beginning Balance				\$89.80			
Net Change				\$21.14			

Client: Stonebridge II Maintenance Corporation

Account Category: 5 Professional & Admin Services

Account: 90903 - Postage

Account Type: Expense

Posting Date	Source	Description	Long Desc.	Cost Center	Debit	Credit	Balance
Beginning Balance							\$122.74
6/15/2021	AP	Payment: CEOSD.NET, Check #: 5216, Invoice #: , 05/21 Postage		Operating	\$49.27		\$172.01
Account Total					\$49.27	\$0.00	\$172.01
Beginning Balance				\$122.74			
Net Change				\$49.27			

Client: Stonebridge II Maintenance Corporation

Account Category: 5 Professional & Admin Services

Account: 90920 - License, Permits & Fees

Account Type: Expense

Posting Date	Source	Description	Long Desc.	Cost Center	Debit	Credit	Balance
Beginning Balance							\$369.00
6/15/2021	GL	Credit 05/21 Returned Item Fee		Operating		\$20.00	\$349.00
6/30/2021		Bank Statement Fees		Operating	\$10.00		\$359.00
Account Total					\$10.00	\$20.00	\$359.00



Stonebridge II Maintenance Corporation
General Ledger Report
6/1/2021 - 6/30/2021

Beginning Balance \$369.00
Net Change (\$10.00)

Client: Stonebridge II Maintenance Corporation
Account: 90940 - Income Tax - Federal & State

Account Category: 5 Professional & Admin Services
Account Type: Expense

Posting Date	Source	Description	Long Desc.	Cost Center	Debit	Credit	Balance
Beginning Balance							\$122.55
Account Total					\$0.00	\$0.00	\$122.55
Beginning Balance					\$122.55		
Net Change					\$0.00		



Stonebridge II
Reconciliation Report

North America - Operating - Popular Checking 8896-10100
Statement Date: 6/30/2021

Statement Balance: \$85.82
GL Balance: \$4,207.92
Last Statement Balance: \$85.81
Outstanding Checks: \$0.00
Outstanding Deposits: \$4,122.10
Calculated Balance: \$85.82
GL vs. Balance Difference: \$0.00

Outstanding

Checks	Description	Date	Check #	Amount
Total Outstanding Checks:				\$0.00

Deposits	Description	Date	Amount
	Payment Received	12/12/2019	\$500.00
	Payment Received	2/4/2020	\$440.00
	Payment Received	2/15/2020	\$405.68
	Payment Received	2/21/2020	\$475.00
	Payment Received	1/5/2021	\$2,301.42
Total Outstanding Deposits:			\$4,122.10



lliance Operating 4478-10000

Statement Date: 6/30/2021

Stonebridge II Reconciliation Report

Statement Balance: \$3,744.05
GL Balance: -\$3,379.28
Last Statement Balance: (\$700.21)
Outstanding Checks: \$7,123.33
Outstanding Deposits: \$0.00
Calculated Balance: \$3,744.05
GL vs. Balance Difference: \$0.00

Outstanding

Checks	Description	Date	Check #	Amount
	Payment: City of Chula Vista, Check #: 5220, Invoice #: Ref#75416608, Ref#75432208	6/24/2021	5220	-\$3,008.01
	Payment: San Diego Gas & Electric, Check #: 5223, Invoice #:	6/24/2021	5223	-\$3,950.32
	Payment: Shellie Dalley, Check #: 5224, Invoice #:	6/28/2021	5224	-\$165.00
Total Outstanding Checks:				\$7,123.33

Deposits	Description	Date	Amount
Total Outstanding Deposits:			\$0.00